


SUNDAY SCHOOL

Teacher's Notes

In the Beginning...



Jumping into God's Story



Resources for teaching your preschool class

Teacher's Notes

In the Beginning ... Jumping into God's Story

Copyright © 2008 Willow Creek Community Church

Requests for information should be addressed to:
Willow Creek Association
P.O. Box 3188
Barrington, IL 60011-3188



Executive Director of Promiseland: David Staal

Vice President of Publishing: Nancy Raney

Early Childhood Program Director: Kerri Mahla

Associate Director of Curriculum: Mindy Stoms

Editorial Team: Elizabeth Hansen, Lori Chergosky, Janet Quinn

Designer: Blum Graphic Design

Illustration: Stephanie Britt

Packaging Illustration: Laura Ferraro Close

Sound Designer: Kevin Koesterer



Many thanks to the Promiseland Early Childhood staff team who continually contributes and the many volunteers who shepherd kids, help put together supplies each weekend, and serve in a myriad of additional ways.

All Scripture quotations, unless otherwise indicated, are taken from the Holy Bible: New International Version®. Copyright © 1973, 1978, 1984 by International Bible Society. Used by permission of Zondervan Publishing House. All rights reserved.

All rights reserved. Unauthorized reproduction prohibited by law.

Manufactured in the United States of America.

Teacher's Notes



Table of Contents

Introduction.....	4
Children's Ministry: Preschool-Sized.....	5
Vision and Mission.....	6
Guiding Values.....	6
CURRICULUM MODEL	
Activity Stations.....	8
Creative Teaching Time.....	9
Life Application Activity.....	9
Music.....	9
Lesson Format Options.....	10
APPENDIX A	
Lesson Overviews.....	11
APPENDIX B	
Bible Recommendation.....	30
Scheduling the Easter Unit.....	31
Sample Parent Letter – Talking with Your Child about Salvation.....	31
Sound Effects Master List.....	34
Tips for Printing Stickers and Visuals.....	42
APPENDIX C	
Excerpt from <i>Leading Kids to Jesus</i>	43

Introduction

Congratulations! You've taken on a highly challenging, but equally rewarding task: teaching preschool children and touching their lives with the love of Christ.

Take some time to review these Teacher's Notes before starting to plan your year. This material provides an overview of lesson components and outlines the foundational and guiding principles used in creating the *In the Beginning . . .* curriculum. It will help you understand why certain activities or ideas were chosen and clarifies how the foundational principles are expressed within the curriculum.



Children's Ministry: Preschool-Sized

WHY SHOULD YOU INVEST IN TEACHING PRESCHOOLERS ABOUT GOD?

Many people believe that playing with young kids is enough and that taking the time to teach, create games, or worship is too much trouble for too few results. These children are just three or four. They have such small attention spans. They can't learn about God. Right?

WRONG.

Research shows that the years from birth to age five are the most impressionable time of a person's life. It is during these young years that values, beliefs, and behaviors are formed which will often stick with a person for the rest of his or her life.

The preschool years are crucial for developing a child's spiritual foundation. This is when kids are most open to learning new things and have an unbelievable amount of trust in the principles taught them. It is also during this time that parents and guardians are looking for guidance and help in their child's spiritual development. Families reach out to the church for support, so when young children are taught biblical truths, it has a direct influence on the entire family's spiritual growth.

So the question is not: "Why should you invest in teaching preschoolers about God?" Rather, it is: "Why wouldn't you?"

This curriculum teaches the key scriptural truths and lays the spiritual foundation a young person needs in order to enter into a personal relationship with Jesus. Concepts, stories, vocabulary, and music were chosen carefully to be concrete and easy for preschoolers to comprehend.

There are no specific salvation lessons in this age level, but there are lessons that introduce the concept of salvation in an age-appropriate way. This specific choice was made because preschoolers typically want to do what they see someone else doing. The choice to enter into a relationship with Christ needs to be a personal decision made with understanding, rather than raising a hand because everyone else is doing it. Encourage parents, or take the opportunity yourself as it arises, to engage kids in one-on-one conversations in which a child can make his or her own choice to enter into a relationship with Jesus. (See Appendix B, page 32 for a sample letter that can be sent home to parents following Spring Quarter, Unit 2, Lesson 5. This lesson lays a strong foundation for parents to begin a conversation about salvation with their preschooler.)

The thousands of kids who have participated in this curriculum are excited about God's Word, walk out of lesson times repeating the truth they learned for the day, and come running back the next week to learn more.

*Birth to age five
is the most impres-
sionable time of a
person's life!*



Teacher's Notes

*You are planting
seeds of faith in a
young child's life!*



Vision and Mission

This curriculum is designed to reach kids and direct them toward becoming fully-devoted followers of Christ. The preschool ages are a time when children learn who Jesus is and begin to experience His love. These years are crucial in guiding kids toward making a personal, informed commitment to becoming a believer in and follower of Christ. It is during this time that kids begin to understand Jesus really existed and that He loves them personally. This is the foundation for kids to enter into a personal relationship with Jesus.

Guiding Values

Six foundational principles guided the decisions and choices made in this curriculum. These principles and examples of their expression in the curriculum are listed below.

PRINCIPLE 1

Children learn best in an environment and through activities targeted to their age level.

Each lesson was chosen with a preschool child in mind. Bible stories are told in age-appropriate language a preschooler will understand. Each lesson is guided by one Key Concept intentionally repeated throughout the lesson; this repetition allows a young child to internalize the concept. The activities listed in the lessons are also designed to appeal and relate to a preschooler. The songs recommended in the curriculum (from the *Reach Up High* and *Touch the Sky* CDs) were specifically developed with limited numbers of words young children can understand and remember. Every part of the lesson was created for a preschooler to hear and comprehend the amazing truth of God's Word.

PRINCIPLE 2

Children learn best in an environment that is physically, emotionally, and spiritually safe.

A feeling of safety and security is one of a child's most important needs. This is the reason Activity Stations and the Life Application time are so important. They allow you and your Helper to connect directly with the children through activities and questions and provide them with a sense of belonging. When young children feel safe and secure, they are ready to learn the life-changing truth of Jesus.

PRINCIPLE 3

Children learn best when lessons are relevant to their lives and help them make a personal application.

Kids need to understand how the Bible relates to their everyday lives. This relevancy is key to helping them choose a personal relationship with Jesus and to growing and developing in that relationship. Each lesson clearly lists a set of objectives designed to help children discover the relevancy of the Bible.

The first objective focuses on **KNOW WHAT**. The goal is that kids will know the Bible story presented.

Teacher's Notes

The second objective focuses on **SO WHAT**. The goal is that children will understand the Bible truth in the story.

Finally, the third objective is **NOW WHAT**. The goal is that kids leave with a relevant and personal application of the Bible truth taught during the lesson.

Each lesson includes application-oriented activities, which provide kids opportunity for action and discussion. These activities center on real-life situations preschool kids face. As they make choices regarding each situation, children begin to understand how the story relates to their everyday lives and what they should do with the truth they have learned. The lessons are crafted so kids understand God's Word is written for them and can be applied personally to their lives.

PRINCIPLE 4

Children learn best in the context of a small group where intentional shepherding takes place.

Vital life changes can happen in the context of a small group, such as a Sunday School class. It's important not merely to teach the material, but to make relational connections with the children and to invite them to personally apply the truths they are learning. As you get to know each child, the opportunity for life change to occur increases.

Each lesson also offers a special Teacher's Prep feature, which encourages you to prepare your own heart for the lesson. You won't be able to pass on to the kids something you haven't experienced yourself. By making a personal application of the material, you can help children do the same.

PRINCIPLE 5


Children learn best when Bible stories and truths are presented in engaging, creative ways.

The Bible is the most amazing book ever written. The biblical message is powerful and effective—the same yesterday, today, and forever. In order to reach kids with this message, we developed activities and stories that keep children engaged. We work with the attention spans of preschoolers to develop an age-appropriate, engaging program. A variety of methods incorporated throughout help kids to be active participants in learning. The curriculum teaches the Bible lesson imaginatively through creative teaching techniques, appealing music, visual interest, surprises, games, and fun activities that vary from week to week and unit to unit. Teaching the Bible creatively involves developing your own skills and ability to communicate effectively to preschoolers. The truths of the Bible are the best message the kids will ever hear, so our lessons should leave them wanting to learn more.

PRINCIPLE 6

Children learn best when they are having fun!

Fun is the language of kids. When children have fun at a particular place, they can't wait to go back. Church should be that engaging for kids. The activities and materials in this curriculum were chosen for their preschool appeal and designed to make learning about Jesus just plain FUN!



Curriculum Model

Each part of this curriculum has been designed to accomplish the goal of reaching kids for Jesus and helping them become fully-devoted followers. The guiding principles listed above are inherent within the framework of each lesson. The following overview covers each element of the curriculum and provides tips for effective implementation.

Activity Stations

DESCRIPTION:


Activity stations are relational, fun, theme-related activities provided prior to the start of the lesson. These activities begin when the doors of your classroom open. They provide a lively, inviting environment so all kids feel safe and welcome. Familiar games, activities, and friends make this an important first part of your time with the children.

TIME:

Begin Activity Stations when your kids start arriving. Activity Stations is the most flexible element of the lesson, so extend or shorten it as necessary to leave 50–55 minutes for the rest of the lesson.

TIPS:

- If you include a craft station, make sure you or your Helper will be able to assist kids with the craft and put each child's name on his or her creation.
- Children can go to any station and do not need to follow any particular rotation. Choice is an important part of a successful Activity Stations time. The different kinds of stations will appeal to different kinds of kids. Allow children to choose the activities that appeal to them.
- Play fun, upbeat music during Activity Stations. This helps to create an energetic atmosphere as kids play.
- Take this time to initiate one-on-one conversations with the kids and to establish relational connections.
- Include stations that involve large and fine motor skills.
- Carefully place the activities throughout the room. You may not want to set a basketball game by a door or a craft table. Spread the activities out on tables so kids can see and access the materials easily.
- Provide a time for kids to help clean up the various stations. This promotes ownership and good stewardship of the materials and games. You may want to use "Let's Clean Up" on the *Touch the Sky* CD.



Teacher's Notes

○ Creative Teaching Time

DESCRIPTION:

During the Creative Teaching Time, children hear the Bible story and truth taught through a variety of creative methods. Music is integrated throughout the lesson, and each element supports the Key Concept of the day. Lessons are arranged in units that use a particular theme to communicate each week's story.

TIME:

20 minutes

TIPS:

- Speak and move with lots of energy and use large, exaggerated motions.
- Always use the provided hand motions when repeating the Key Concept and be sure to speak at a slower pace.
- Any time there is an opportunity for children to participate, model the appropriate action or phrase first.
- Each Unit Overview has tips pertinent to the lessons in that unit. Be sure to review these suggestions.

○ Life Application Activity

DESCRIPTION:

The application time includes a game or activity designed to help children apply the lesson to their everyday lives. Following the activity, provide a snack and a take-home coloring and family activity sheet for each child. As the children eat and color, place a sticker with the Key Concept of the day on each child's shirt and engage each child with a question or two related to the lesson.

TIME:

20 minutes

TIPS:

- Make sure the kids sit in a circle to complete the activity. It is easier to keep their attention if they are arranged in a circle.
- Take some time to connect with parents or guardians when they come to pick up their children. Giving parents one specific, positive comment about their child will help develop a relationship with the child's family.

○ Music

The music suggested throughout the curriculum is designed to support what the kids are learning. It teaches children how to worship and takes into account both what they are learning about God and how their bodies and minds are developing. Each song is purposefully chosen and placed within the Large Group lesson to work with the children's attention spans and as a response to what they are learning about God.



Teacher's Notes



Each lesson in this curriculum is provided in two formats—Large Group/Small Group and Sunday School format.

All songs suggested in the curriculum come from the *Reach Up High, Touch the Sky*, and *Jump for Joy* CDs and are available for purchase at www.willowcreek.com/children. Some motions to the music can be found on the Web site as well.

Lesson Format Options


Each lesson in this curriculum is provided in two formats. The Sunday School lessons on this CD-ROM have been adapted from the Large Group/Small Group model. The adaptations maintain the unique creative teaching techniques and solid biblical basis of those lessons, while simplifying the material so it can be taught in a small classroom setting by one Teacher and a Helper.

As a result, some of the individual artwork pages in the Visual files and some of the tracks on the sound effects CDs will not be used in the Sunday School lessons. For example, SFX 5 in a lesson may be followed by SFX 8. This is correct. After playing Track 5 on the CD, the Helper simply skips ahead to Track 8 for the next sound effect. In the Visuals files for each lesson, select and print the individual pages listed in the Supplies section, rather than printing out the entire Creative Teaching or Life Application Visuals file.

If any of the sound effects or visuals not used in the Sunday School lesson interest you, refer to the corresponding Large Group or Small Group lesson on the Large Group/Small Group CDs included in your kit for context.

APPENDIX **A**

**See following pages for
Lesson Overviews.**



UNIT 1:

The Artrageous Art Studio

LESSONS 1–4

Unit I Overview

UNIT SUMMARY

Through the course of the year, kids will hear a sequential view of God's story from the Bible. During the first unit of the Fall Quarter, children will learn how God takes care of His people through the stories of Creation, Adam and Eve, Abraham and Sarah, and Jacob and Esau.



LESSON 1:

Creation: A Happy Day

(Genesis 1–2)

BIBLE VERSE:

“In the beginning God created the heavens and the earth.” *Genesis 1:1*

KEY CONCEPT:

God made everything, and we can take care of it.

KNOW WHAT:

Children will hear the story of God creating the earth, including people.

SO WHAT:

Children will learn God made everything and everyone, and He wants us to take care of it.

NOW WHAT:

Children will participate in an activity that helps them think about different ways they can take care of what God made.

SPIRITUAL FORMATION:

Stewardship



LESSON 2:

Disobeying: A Not-So- Happy Day

(Genesis 3)

BIBLE VERSE:

“This is love for God: to obey His commands.”
1 John 5:3

KEY CONCEPT:

God made us and wants us to obey.

KNOW WHAT:

Children will hear the story of Adam and Eve disobeying God—the first sin.

SO WHAT:

Children will learn God made us to obey Him all the time.

NOW WHAT:

Children will participate in an activity discussing ways they can obey God and the consequences of disobeying.

SPIRITUAL FORMATION:

Obedience



LESSON 3:

God Keeps His Promises

(Genesis 12:1-9, 18:1-15,
21:1-7)

BIBLE VERSE:

“... God always does what He says ...” *Psalms 145:13*
(The Message)

KEY CONCEPT:

God always keeps His promises.

KNOW WHAT:

Children will hear the story of God's promise to Abraham and Sarah. God gave them a son, Isaac, just as He promised.

SO WHAT:

Children will learn God keeps His promises.

NOW WHAT:

Children will participate in an activity to think of times they can remember God's promises.

SPIRITUAL FORMATION:

Trust



LESSON 4:

Brothers Forgive One Another

(Genesis 25:19-34,
27–28:9, 32:1–33)

BIBLE VERSE:

“Forgive one another . . .”
Ephesians 4:32a (paraphrased)

KEY CONCEPT:

God wants us to forgive others.

KNOW WHAT:

Children will hear the story of Jacob and Esau: how Jacob tricked Esau and how Esau later forgave Jacob.

SO WHAT:

Children will learn God wants us to forgive others.

NOW WHAT:

Children will participate in an activity to help them think about times they get angry at others and to discuss ways they can forgive others.

SPIRITUAL FORMATION:

Forgiveness

UNIT 2:
The Great Safari

LESSONS 5–8

Unit 2 Overview

UNIT SUMMARY

Through the course of the year, kids will follow a sequential view of God's story from the Bible. During the second unit of the Fall Quarter, children will learn about Moses and how God spoke to him through a burning bush and by giving Moses and the Israelites the Ten Commandments. Kids will also hear how God told Moses to send 12 spies into the Promised Land after Moses led the Israelites there.



LESSON 5:

Moses and the Burning Bush

(Exodus 3–4)

BIBLE VERSE:

“This is love for God: to obey His commands.”

1 John 5:3

KEY CONCEPT:

We can love God by obeying Him.

KNOW WHAT:

Children will hear the story of God speaking to Moses through a burning bush.

SO WHAT:

Children will learn it pleases God when we obey.

NOW WHAT:

Children will participate in an activity that helps them identify times they can obey and reminds them these are ways we show love to God.

SPIRITUAL FORMATION:

Obedience



LESSON 6:

Moses and the Ten Commandments-Loving God

(Exodus 19:16–20:17)

BIBLE VERSE:

“... Love the Lord your God with all your heart.”
Deuteronomy 6:5

KEY CONCEPT:

God wants us to love Him.

KNOW WHAT:

Children will hear the story of God giving Moses the rules, specifically the first four commandments, He wanted His people to follow.

SO WHAT:

Children will learn how God wants us to love Him.

NOW WHAT:

Children will participate in an activity to help them identify times they can show love to God.

SPIRITUAL FORMATION:

Obedience



LESSON 7:

Moses and the Ten Commandments-Loving Others

(Exodus 19:16–20:17)

BIBLE VERSE:

“... Love one another.”
John 13:34

KEY CONCEPT:

God wants us to love others.

KNOW WHAT:

Children will hear the story of God giving Moses the rules, specifically the last six commandments, He wanted His people to follow.

SO WHAT:

Children will learn how God wants us to love others.

NOW WHAT:

Children will participate in an activity to help them identify times they can show love to others.

SPIRITUAL FORMATION:

Loving others



LESSON 8:

Moses and the Two Courageous Spies

(Numbers 13–14)

BIBLE VERSE:

“Do not be afraid for I am with you.” Genesis 26:24b

KEY CONCEPT:

When I'm afraid, God is with me.

KNOW WHAT:

Children will hear the story of Moses sending twelve spies into the Promised Land. When the men returned, Joshua and Caleb were the only two spies who were not afraid.

SO WHAT:

Children will learn that God is always with us.

NOW WHAT:

Children will participate in an activity to help them consider times they are afraid and to talk about ways they can respond.

SPIRITUAL FORMATION:

Trust

UNIT 3:
**Diggin'
Doug**

LESSONS 9-12

Unit 3 Overview

UNIT SUMMARY

Through the course of the year, kids will follow a sequential view of God's story from the Bible. During the third unit of the Fall Quarter, children will hear how God works in the lives of His people through the stories of God hearing Hannah's prayer, God anointing David as king, God taking care of Elijah, and God healing Naaman after the little servant girl helped him.



LESSON 9:

God Hears Hannah's Prayer

(*I Samuel 1-2:11, 2:18-21*)

BIBLE VERSE:

"I love God because He listened to me." *Psalms 116:1* (The Message)

KEY CONCEPT:

God always hears us when we talk to Him.

KNOW WHAT:

Children will hear about Hannah praying to God for a baby. God gave her a baby named Samuel, who grew up to be a prophet.

SO WHAT:

Children will learn that God always hears us.

NOW WHAT:

Children will discuss times they can talk to God.

SPIRITUAL FORMATION:

Prayer



LESSON 10:

David, the Shepherd King

(*I Samuel 16; II Samuel 5-7*)

BIBLE VERSE:

"... Give thanks to Him and praise His name." *Psalms 100:4b*

KEY CONCEPT:

God wants us to love and worship Him.

KNOW WHAT:

Children will hear about Samuel, the prophet, anointing David to be the next king. David, a shepherd boy, loved and worshiped God.

SO WHAT:

Children will learn that God wants us to worship Him.

NOW WHAT:

Children will participate in an activity to learn ways they can love and worship God.

SPIRITUAL FORMATION:

Worship



LESSON 11:

God Takes Care of Elijah

(*I Kings 16, 17:1-6*)

BIBLE VERSE:

"He cares for you." *I Peter 5:7b*

KEY CONCEPT:

God takes care of us.

KNOW WHAT:

Children will hear how God took care of Elijah, even though there was no food in the land after King Ahab disobeyed God.

SO WHAT:

Children will learn that God takes care of us.

NOW WHAT:

Children will participate in an activity that helps them think of all the ways we can trust God to take care of us.

SPIRITUAL FORMATION:

Trust



LESSON 12:

A Servant Girl Helps Naaman

(*II Kings 5:1-19*)

BIBLE VERSE:

"... Love each other." *I Thessalonians 4:9*

KEY CONCEPT:

God wants us to help others.

KNOW WHAT:

Children will hear the story of the servant girl who helped Naaman, the leader of an army.

SO WHAT:

Children will learn God wants us to help others.

NOW WHAT:

Children will discuss ways they can help others.

SPIRITUAL FORMATION:

Helping

UNIT 1:

**Good News
of Great Joy**

LESSONS 1-5

Unit 1 Overview

UNIT SUMMARY

Through the course of the year, kids will hear a sequential view of God's story from the Bible. During the first unit of the Winter Quarter, every character in the Christmas story comes to life, from the angels and shepherds to Mary, Joseph and Baby Jesus. **Lessons 1 and 3** focus on the angels and the shepherds, while **Lesson 2** gives kids an opportunity to act out the story and provides extra time for a special class celebration. **Lessons 4 and 5**, for the week of Christmas and the week following Christmas, review the story and introduce the wise men.



LESSON 1:

Angels Tell the Good News

(Luke 2:1-20; Matthew 1:18-25)

BIBLE VERSE:

"... God sent His one and only Son . . ."
I John 4:9 (para.)

KEY CONCEPT:

God sent His one and only Son, Jesus.

KNOW WHAT:

Children will hear the Christmas story, including the angels, the birth of Jesus, and the shepherds hearing the Good News.

SO WHAT:

Children will learn God sent His son, Jesus, as a baby to show His love.

NOW WHAT:

Children will participate in activities retelling the story of Jesus' birth and focusing on how the angels shared the Good News.

SPIRITUAL FORMATION:

Celebration



LESSON 2:

Celebrating Together

(Luke 2:1-20; Matthew 1:18-25)

BIBLE VERSE:

"I bring you good news of great joy . . .
Jesus has been born." *Luke 2:10-11 (para.)*

KEY CONCEPT:

God wants us to celebrate together!

KNOW WHAT:

Children will sing and participate in a music time to celebrate Jesus' birth.

SO WHAT:

Children will learn God wants us to be in community with one another.

NOW WHAT:

Children will participate in a celebration of Jesus' birth and community with one another. They will hear specific affirmations from the Teacher.

SPIRITUAL FORMATION:

Celebration and Community



LESSON 3:

The Shepherds Tell Everyone

(Luke 2:1-20; Matthew 1:18-25)

BIBLE VERSE:

"... God sent His one and only Son . . ."
I John 4:9 (para.)

KEY CONCEPT:

Tell everyone, "Jesus is born!"

KNOW WHAT:

Children will hear the Christmas story, including the angels, the birth of Jesus, and the shepherds hearing the Good News.

SO WHAT:

Children will learn God sent His Son, Jesus, as a baby to show His love.

NOW WHAT:

Children will participate in activities to retell the shepherds' roles in the story of Jesus' birth.

SPIRITUAL FORMATION:

Evangelism

UNIT 2:

KEYE News:
Jesus'
Family and
Friends

LESSONS 6-8

Unit 2 Overview

UNIT SUMMARY

Kids are following a sequential view of God's story from the Bible throughout the year. The second unit of the Winter Quarter introduces them to Jesus' interactions with His family and friends as a boy and as an adult: staying behind in the temple, going to a wedding, and visiting Mary and Martha.



LESSON 6:

Jesus Grows Up

(Luke 2:40-52)

BIBLE VERSE:

"And Jesus grew in wisdom and stature, and in favor with God and men."

Luke 2:52

KEY CONCEPT:

We can learn about God.

KNOW WHAT:

Children will hear the story of young Jesus traveling with His family and going to the temple.

SO WHAT:

Children will learn Jesus wants us to learn more about God.

NOW WHAT):

Children will identify ways they can learn more about God.

SPIRITUAL FORMATION:

Study Scripture



LESSON 7:

Jesus' Family and Friends Go to a Wedding

(John 2:1-11)

BIBLE VERSE:

"Let us love one another . . ." 1 John 4:7

KEY CONCEPT:

Jesus helped His family and friends, and we can, too.

KNOW WHAT:

Children will hear the story of Jesus turning water to wine at a wedding.

SO WHAT:


Children will learn Jesus spent time with and helped His friends and family.

NOW WHAT:

Children will participate in an activity reminding them of ways they can spend time with and help their family and friends.

SPIRITUAL FORMATION:

Friendship and Loving Others



LESSON 8:

Jesus Visits His Friends Mary and Martha

(Luke 10:38-42)

BIBLE VERSE:

" . . . I have loved you with an everlasting love . . ." Jeremiah 31:3

KEY CONCEPT:

Jesus loves us and wants us to spend time with Him.

KNOW WHAT:

Children will hear the story of Jesus visiting Mary and Martha at their house.

SO WHAT:

Children will learn Jesus loves us and wants to spend time with us.

NOW WHAT:

Children will participate in an activity to reinforce ways they can spend time with Jesus.

SPIRITUAL FORMATION:

Spending time with Jesus

UNIT 3:

Yippee Ti Yi Yo – Jesus Can Do Anything!



LESSON 9:

Jesus Raises His Friend Lazarus

(John 11:1-44)

BIBLE VERSE:

“He cares for you.” *1 Peter 5:7b*

KEY CONCEPT:

Jesus can do anything! He always cares for me.

KNOW WHAT:

Children will hear the story of Jesus raising Lazarus from the dead.

SO WHAT:

Children will learn Jesus can do anything. He cares for everyone, all the time, no matter how we feel.

NOW WHAT:

Children will participate in an activity to remember times they are happy, sad, or mad. They will learn Jesus knows and cares about their feelings.

SPIRITUAL FORMATION:

Trust

LESSONS 9–12

Unit 3 Overview

UNIT SUMMARY

Kids are following a sequential view of God's story from the Bible throughout the year. During the third unit of the Winter Quarter, your kids will hear miraculous stories from Jesus' life that show He can do anything! Relive the times when Jesus raised Lazarus from the dead, healed a centurion's servant, stilled a storm, and gave sight to blind Bartimaeus.



LESSON 10:

Jesus Heals the Centurion's Servant

(Matthew 8:5-13)

BIBLE VERSE:

“. . . pray about everything. Tell God what you need . . .” *Philippians 4:6 (NLT)*

KEY CONCEPT:

Jesus can do anything! I can ask Him for help.

KNOW WHAT:

Children will hear the story of an army captain (centurion) whose servant was sick. He asked Jesus to heal the servant, and Jesus did.

SO WHAT:

Children will learn Jesus can do anything.

NOW WHAT:

Children will participate in an activity recalling times they need help and discussing ways they can get help.

SPIRITUAL FORMATION:

Prayer



LESSON 11:

Jesus Stops the Wind and the Waves

(Matthew 8:23-27; Mark 4:35-41; Luke 8:22-25)

BIBLE VERSE:

“Do not be afraid, for I am with you.” *Genesis 26:24b*

KEY CONCEPT:

Jesus can do anything! I can trust Him when I'm afraid.

KNOW WHAT:

Children will hear the story about Jesus and His friends in a boat during a dangerous storm. Jesus stopped the wind and the waves.

SO WHAT:

Children will learn that Jesus can do anything.

NOW WHAT:

Children will participate in an activity recalling times they are afraid and discussing ways they can trust Jesus.

SPIRITUAL FORMATION:

Trust



LESSON 12:

Jesus Gives Sight to Blind Bartimaeus

(Matthew 20:30-34; Mark 10:46-52; Luke 18:35-42)

BIBLE VERSE:

“Trust in the Lord with all your heart.” *Proverbs 3:5a*

KEY CONCEPT:

Jesus can do anything!

KNOW WHAT:

Children will hear the story of Jesus healing two blind beggars.

SO WHAT:

Children will learn Jesus can do anything.

NOW WHAT:

Children will participate in an activity identifying things only Jesus could do.

SPIRITUAL FORMATION:

Trust

UNIT 4:

**Story Time
with Jesus**

LESSONS 13–15

Unit 4 Overview

UNIT SUMMARY

Kids are following a sequential view of God's story from the Bible throughout the year. During this fourth unit of the Winter Quarter, kids will learn Jesus was a storyteller! In each lesson, your class will experience how Jesus taught His disciples through stories of the Lost Son, the widow who gave everything, and the Good Samaritan.



LESSON 13:

The Lost Son

(Luke 15:11-32)

BIBLE VERSE:

“Forgive as the Lord forgave you.”
Colossians 3:13b

KEY CONCEPT:

Jesus will always forgive us, no matter what we do.

KNOW WHAT:

Children will hear the parable of the Lost Son.

SO WHAT:

Children will learn Jesus forgives us, so we must forgive one another.

NOW WHAT:

Children will participate in an activity to help them think about times when it is hard to forgive others.

SPIRITUAL FORMATION:

Forgiveness



LESSON 14:

The Widow Who Gave Everything

(Mark 12:41-44; Luke 21:1-4)

BIBLE VERSE:

“God loves a cheerful giver.”
2 Corinthians 9:7b

KEY CONCEPT:

God wants us to give cheerfully.

KNOW WHAT:

Children will hear the story of the widow who gave her last two coins.

SO WHAT:

Children will learn everything we have comes from God, and He wants us to share.

NOW WHAT:

Children will participate in an activity giving supplies and cards to kids in another country.

SPIRITUAL FORMATION:

Cheerful Giving



LESSON 15:

The Good Samaritan

(Luke 10:30-37)

BIBLE VERSE:

“Be kind and compassionate to one another . . .” *Ephesians 4:32a*

KEY CONCEPT:

Jesus wants us to be kind to everyone.

KNOW WHAT:

Children will hear the story of the Good Samaritan.

SO WHAT:

Children will learn Jesus wants us to be kind to everyone.

NOW WHAT:

Children will participate in an activity to identify people to whom it's hard to be kind. Kids will discuss ways they can show kindness.

SPIRITUAL FORMATION:

Kindness

UNIT 1:

**Discovering
the First
Church-Part I**

LESSONS 1-2

Unit I Overview

UNIT SUMMARY

Through the course of the year, kids will hear a sequential view of God's story from the Bible. The church is a key part of God's story! During this first unit of the Spring Quarter, children will discover we can learn about God at church and worship God at church.

Unit 1 is a two-lesson companion to Unit 3, which is also two lessons about the first church and incorporates the same set and teaching theme. These two units are separated by the Easter Unit (Unit 2) during 2009 and 2010, but can be moved or combined as needed to accommodate the Easter Unit in following years.



LESSON 1:

The First Church Learned About God

(Acts 1-4; 2:42-47; 4:32-37)

BIBLE VERSE:

"They devoted themselves to the apostles' teaching and to the fellowship, to the breaking of bread and to prayer."
Acts 2:42

KEY CONCEPT:

We can learn about God at church.

KNOW WHAT:

Children will hear the story of Jesus' friends starting the first church. They came together and learned about God.

SO WHAT:

Children will discover we can learn more about God.

NOW WHAT:

Children will participate in an activity that allows them to express ways they can learn more about God at church.

SPIRITUAL FORMATION:

Studying Scripture



LESSON 2:

The First Church Worshiped God

(Acts 1-4; 2:42-47; 4:32-37)

BIBLE VERSE:

"... Give thanks to Him and praise His name."
Psalm 100:4b

KEY CONCEPT:

We can worship God at church.

KNOW WHAT:

Children will hear the story of Jesus' friends starting the first church. They came together and worshiped God.

SO WHAT:

Children will learn God wants us to worship Him.

NOW WHAT:

Children will participate in an activity that shows different ways we can worship God.

SPIRITUAL FORMATION:

Worship

UNIT 2:

The Greatest Story Theater

LESSONS 3-6

Unit 2 Overview

UNIT SUMMARY

Through the course of the year, kids will hear a sequential view of God's story from the Bible. During the second unit of the Spring Quarter, children get a front row seat to the most amazing story ever: the saga of Jesus' triumphal entry into Jerusalem, His death and resurrection, His appearing to His friends, and His ascension into Heaven.



LESSON 3:

A Parade for Jesus

(Matthew 21:1-11; Mark 11:1-11; Luke 19:28-40; John 12:12-19)

BIBLE VERSE:

"Blessed is the King who comes in the name of the Lord!" *Luke 19:38a*

KEY CONCEPT:

Jesus is King, and we can worship Him.

KNOW WHAT:

Children will hear the story of Jesus' triumphal entry into Jerusalem.

SO WHAT:

Children will learn Jesus is King.

NOW WHAT:

Children will participate in an activity learning how we can worship Jesus.

SPIRITUAL FORMATION:

Worship



LESSON 4:

Jesus Is Alive!

(Matthew 26-28:10; Mark 14-16:10; Luke 22-24:10; John 18-20:18)

BIBLE VERSE:

"... He has risen, just as He said." *Matthew 28:6*

KEY CONCEPT:

Jesus died for us, and now He is alive!

KNOW WHAT:

Children will hear how Jesus died and rose again after three days.

SO WHAT:

Children will learn Jesus loved us so much He died for us and rose again.

NOW WHAT:

Children will participate in an activity to review the Easter story and celebrate Jesus' resurrection.

SPIRITUAL FORMATION:

Celebration



LESSON 5:

Jesus Joins His Friends for Breakfast

(John 21:1-19)

BIBLE VERSE:

"I have loved you with an everlasting love..." *Jeremiah 31:3*

KEY CONCEPT:

Jesus is our friend, and He wants us to be His friend, too.

KNOW WHAT:

Children will hear the story of Jesus helping His friends catch fish and eating breakfast with them.

SO WHAT:

Children will learn Jesus wants to be our friend.

NOW WHAT:

Children will participate in an activity helping them identify ways they can be friends with Jesus.

SPIRITUAL FORMATION:

Friendship and Grace



LESSON 6:

Jesus Goes to Heaven

(Mark 16:15-19)

BIBLE VERSE:

"I am with you always..." *Matthew 28:20*

KEY CONCEPT:

Jesus is always with us.

KNOW WHAT:

Children will hear the story of Jesus ascending to heaven.

SO WHAT:

Children will learn Jesus is always with us. We can choose to trust and obey Him, even though we can't see Him.

NOW WHAT:

Children will participate in an activity that reminds them of different times Jesus is with them.

SPIRITUAL FORMATION:

Trust

UNIT 3:

**Discovering
the First
Church-Part II**

LESSONS 7-8

Unit 3 Overview

UNIT SUMMARY

Through the course of the year, kids will hear a sequential view of God's story from the Bible. The church is a key part of God's story! During this third unit of the Spring Quarter, children will discover we can help others and tell them about Jesus, just like the first church did.

Unit 3 is a two-lesson companion to Unit 1. These two units are separated by the Easter Unit (Unit 2) during 2009 and 2010, but can be moved or combined as needed to accommodate the Easter Unit in following years.



LESSON 7:

The First Church Told Others About God

(Acts 1-4; 2:42-47; 4:32-37)

BIBLE VERSE:

"... Go into all the world and preach the good news to all creation . . ."
Mark 16:15

KEY CONCEPT:

God wants us to tell others about Him.

KNOW WHAT:

Children will hear how the first church grew, because more and more people told others about God.

SO WHAT:

Children will learn God wants us to tell others about Him.

NOW WHAT:

Children will participate in an activity to remind them of ways they can tell others about God.

SPIRITUAL FORMATION:

Telling Others



LESSON 8:

Helping Others at Church

(Acts 1-4; 2:42-47; 4:32-37)

BIBLE VERSE:

"Be kind and compassionate to one another . . ." *Ephesians 4:32*

KEY CONCEPT:

God wants us to help others.

KNOW WHAT:

Children will hear how Jesus' friends started the first church and helped each other.

SO WHAT:

Children will learn how to help one another at church.

NOW WHAT:

Children will participate in an activity showing different ways they can help one another at church.

SPIRITUAL FORMATION:

Helping

UNIT 4:
**The Church
Grows**

LESSONS 9–12

Unit 4 Overview

UNIT SUMMARY

Through the course of the year, kids will hear a sequential view of God's story from the Bible. During the fourth unit of the Spring Quarter, children see the amazing works God did in the early church through stories of Saul's conversion, Peter's escape from prison, and Barnabas the Encourager. The final lesson of the unit is a review of God's story from Creation all the way through Jesus going to heaven.



LESSON 9:

Saul's Conversion

(Acts 9, 13:49, 14:21)

BIBLE VERSE:

"... Go into all the world and preach the good news to all creation..." *Mark 16:15*

KEY CONCEPT:

We can tell others about Jesus' love.

KNOW WHAT:

Children will hear the story of Saul's conversion when he was blinded by a light and heard the voice of Jesus on the road to Damascus.

SO WHAT:

Children will learn Jesus wants us to tell others about Him so they can love and follow Him.

NOW WHAT:

Children will participate in an activity identifying ways they can tell others about following Jesus.

SPIRITUAL FORMATION:

Telling Others and Following Jesus



LESSON 10:

Peter Escapes from Prison

(Acts 12:1-17)

BIBLE VERSE:

"... Tell God about everything. Ask and pray." *Philippians 4:6 NIRV*

KEY CONCEPT:

God wants us to pray together about everything.

KNOW WHAT:

Children will hear how people prayed for Peter while he was in prison. As they prayed, God sent an angel to help Peter escape.

SO WHAT:

Children will learn God wants us to pray about everything.

NOW WHAT:

Children will participate in an activity reminding them God wants us to pray together about everything.

SPIRITUAL FORMATION:

Prayer

UNIT 1:
**Courage
at the Fun
Factory**

LESSONS 1-4

Unit 1 Overview

UNIT SUMMARY

Children will hear how God gives strength and bravery through the stories of Noah, Daniel, Joshua, and Esther.



LESSON 1:

Noah

(Genesis 6-9)

BIBLE VERSE:

"I will strengthen you and help you."
Isaiah 41:10b

KEY CONCEPT:

God wants us to have courage to obey.

KNOW WHAT:

Children will hear the story of Noah having courage to obey God and build an ark.

SO WHAT:

Children will learn God wants us to have courage to obey Him.

NOW WHAT:

Children will identify times when they can have courage and obey.

SPIRITUAL FORMATION:

Courage and Obedience



LESSON 2:

Daniel

(Daniel 6)

BIBLE VERSE:

"I will strengthen you and help you."
Isaiah 41:10b

KEY CONCEPT:

God wants us to have courage to obey.

KNOW WHAT:

Children will hear the story of how Daniel was courageous and prayed only to God. God saved him by shutting the lions' mouths.

SO WHAT:

Children will learn God wants us to have courage to obey Him.

NOW WHAT:

Children will identify times when it is hard for them to have courage to obey.

SPIRITUAL FORMATION:

Courage and Obedience

UNIT 2:
**Friends
of the Bible**

LESSONS 5-8

Unit 2 Overview

UNIT SUMMARY

During this unit, children will learn what true friendship means through the stories of Ruth and Naomi, David and Jonathan, Jesus and His disciples, and Paul and Silas.



LESSON 5:

Ruth and Naomi

(Ruth 1-4)

BIBLE VERSE:

“Let us love one another.” *I John 4:7a*

KEY CONCEPT:

God wants us to be kind friends.

KNOW WHAT:

Children will hear the story of Ruth and Naomi.

SO WHAT:

Children will learn God wants us to be kind to one another.

NOW WHAT:

Children will identify times they can show kindness to their friends.

SPIRITUAL FORMATION:

Friendship and Community



LESSON 6:

Andrew and Jesus

(John 1:35-42)

BIBLE VERSE:

“Let us love one another.” *I John 4:7a*

KEY CONCEPT:

Jesus wants us to spend time with our friends.

KNOW WHAT:

Children will hear the story of Andrew and his friend spending time with Jesus.

SO WHAT:

Children will learn Jesus wants us to spend time with our friends.

NOW WHAT:

Children will participate in activities to reinforce ways they can spend time with their friends.

SPIRITUAL FORMATION:

Friendship and Community

UNIT 3:
**The Wonder
Room**

LESSONS 9–13

Unit 3 Overview

UNIT SUMMARY

God wants us to make right choices! During the third unit of the Summer Quarter, children will hear about people in the Bible who made right choices and wrong choices. Through stories of Jesus' disciples, Jonah, the leper who said "thank you," and the Good Samaritan, kids will learn to recognize a right choice and discover that God can help them make one. The final lesson of the unit is set aside for review and celebration.



LESSON 9:
The Disciples Listen
(John 21)

BIBLE VERSE:
"We must obey God rather than men."
Acts 5:29b

KEY CONCEPT:
God wants us to make right choices.

KNOW WHAT:
Children will hear the story of the disciples fishing all night and catching nothing. The disciples obeyed Jesus when He told them to cast their nets again and caught many fish.

SO WHAT:
Children will learn Jesus wants us to make right choices.

NOW WHAT:
Children will talk about times when they can listen and obey.

SPIRITUAL FORMATION:
Obedience



LESSON 10:
Jonah
(Jonah 1–4)

BIBLE VERSE:
"We must obey God rather than men."
Acts 5:29b

KEY CONCEPT:
God wants us to make right choices.

KNOW WHAT:
Children will hear the story of Jonah making a wrong choice by disobeying God and making a right choice afterward to obey God.

SO WHAT:
Children will learn God wants us to make right choices.

NOW WHAT:
Children will talk about times when it's hard to obey, especially when they are afraid.

SPIRITUAL FORMATION:
Obedience



LESSON 11:
**One Leper Says,
"Thank You"**
(Luke 17:11-19)

BIBLE VERSE:
"We must obey God rather than men."
Acts 5:29b

KEY CONCEPT:
Jesus wants us to make right choices.

KNOW WHAT:
Children will hear the story of when Jesus healed the ten lepers, and one came back to say "thank You."

SO WHAT:
Children will learn Jesus wants us to make right choices.

NOW WHAT:
Children will talk about times when they can make right choices and be thankful.

SPIRITUAL FORMATION:
Obedience

Teacher's Notes



APPENDIX **B**

Bible Recommendation

It is strongly recommended that your ministry use *The Beginner's Bible* with this curriculum. Discounted quantities are available from Zondervan at www.willowcreek.com/children/curr/kits/InTheBeginning. You will want to have at least two or three copies for your class.



While most Bible stories used as the basis for lessons in the curriculum are found in *The Beginner's Bible*, a few are not. In these cases, continue to use a copy of *The Beginner's Bible* during the lesson so children will understand that the story you are teaching is found in the Bible.

The take-home sheets provided for the children encourage parents to read the Bible story aloud to their child during the week. Suggest that families purchase a copy of *The Beginner's Bible* or another children's Bible.



Teacher's Notes

The sequence of lessons can be easily adapted to suit Easter's changing date.



Scheduling the Easter Unit

The Easter unit (Spring Quarter Unit 1) is comprised of three lessons that cover Palm Sunday, Easter Sunday, and the following Sunday. The current sequence of spring lessons is laid out according to Easter 2008, which falls on March 23. However, the sequence can be easily adapted to suit Easter Sunday's changing date. Both Spring Quarter Unit 2 and Unit 3 are two-lesson units designed to be transposed, or even split up, to accommodate the Easter unit. We suggest you keep Unit 2 together with Unit 1 (the Easter unit) since they share a similar staging theme.

EASTER 2009 (APRIL 12)

Spring Quarter begins March 15
March 15/22 – Unit 3 Lessons 6 & 7
March 29 – Unit 2 Lesson 4
April 5/12/19 – Unit 1 Lessons 1, 2 & 3
April 26 – Unit 2 Lesson 5
May 3 – Begin Unit 4

EASTER 2010 (APRIL 4)

Spring Quarter begins March 14
March 14/21 – Unit 2 Lessons 4 & 5
March 28, April 4/11 – Unit 1 Lessons 1, 2 & 3
April 18 – Begin Unit 3

Sample Parent Letter – Talking with Your Child about Salvation

The letter on the following page is an example of what you may choose to send home with children the week after Easter (Spring Quarter, Unit 2, Lesson 5). This lesson provides an excellent starting place for parents to begin a conversation about salvation with their preschooler.

Dear Parents,

For the past several months in our ministry, children have learned about the life of Jesus. They have heard about Jesus and His disciples, His miracles and teachings, and His love for all of us. We hope and pray that you and your child have shared discussions at home about these topics. In fact, we suggest that you consider having one very specific, exciting conversation.

Last weekend, your child learned the basic concept that Jesus wants to be a Forever Friend with each of us. As you and your child read Bible stories and discuss questions, he or she might be ready to make a personal decision to become Jesus' Forever Friend. You can start this conversation by asking:

“We’re learning a lot about Jesus at church. What big things have you learned about Jesus in your class?”

or

“I heard that you learned in class about being a Forever Friend with Jesus. What did they say and what do you think about this ‘Forever Friend’ idea?”

We’ve enclosed a discussion planning guide to help you prepare for the potentially life-changing conversation that might take place. Please remember that a child’s decision to follow Jesus happens in God’s timing, so remain open to the possibility that it could occur this week, next month, or in the years to come. That said, make sure you are ready at any moment.

If you have any questions please contact the children’s ministry.

Partnering with you,
The Children’s Ministry Team

Discussion Planning Guide: Salvation

If your child needs reminders, here are some discussion points:

- ❶ Ask your child if he or she has ever done anything wrong. (You might want to share something that you have done wrong.)
- ❷ Tell your child everyone has done wrong things. Remind him or her that when we do things that are wrong, we should be in trouble—we deserve to be punished. But Jesus loves us so much He chose to be in trouble (take our punishment) for us and all the wrong things we do. To do this, He died on a cross—which was how He took the punishment for all of us.
- ❸ Talk about how much Jesus loves your child. Discuss how hard it must have been for Jesus to take the punishment for all of us.
- ❹ Tell your child Jesus was dead for only three days, and then He came back to life. Jesus wants to be with us all the time. He wants us to be His Forever Friends.
- ❺ This is a good time to share how you began your relationship with Jesus. Ask your child if he or she would like to be Forever Friends with Jesus.

If you believe your child understands salvation and seems ready to take the big step of starting a relationship with Jesus, here's how to do it:


- Discuss each of the steps below:
 - A. We need to **admit** that we do wrong things and ask Jesus to forgive us.
 - B. Then we need to tell Jesus that we **believe** He died for us.
 - C. Finally, each of us must **choose** to follow and obey Jesus, and be His Forever Friend.
 - D. Then pray together and prompt your child through these points:

Dear Jesus,
I am sorry for all the wrong things that I have done.
Please forgive me.
I believe You love me so much,
You died for me.
I want You to be my Forever Friend. I want to follow and obey You.
Amen.

Tell your child that he or she is now part of God's family, and it's time to celebrate together!

Sound Effects Master List

Following is a list of all of the Sound Effects included in the eight Sound Effect CDs. There are two CDs in each quarter of the curriculum. All Sound Effect track numbers correspond to the sound effect numbers listed in the lessons.



Fall Quarter

LESSON 1 (CD 1)

- SFX 1: Opening stinger
- SFX 2: Drum roll ending in cymbal crash
- SFX 3: “Voice” echo
- SFX 4: Ocean surf
- SFX 5: Birds chirping
- SFX 6: Victory dance

LESSON 2 (CD 1)

- SFX 7: Opening stinger
- SFX 8: Bird song
- SFX 9: Warning music
- SFX 10: Warning music
- SFX 11: Warning music
- SFX 12: Chewing sounds
- SFX 13: Chewing sounds
- SFX 14: Oh, yeah!
- SFX 15: Oh, yeah!
- SFX 16: Oh, yeah!
- SFX 17: Oh, yeah!

LESSON 3 (CD 1)

- SFX 18: Opening stinger
- SFX 19: Waiting music
- SFX 20: Waiting music
- SFX 21: Waiting music
- SFX 22: Waiting music
- SFX 23: Waiting music
- SFX 24: Baby giggle
- SFX 25: Zany search music

LESSON 4 (CD 1)

- SFX 26: Opening stinger

LESSON 5 (CD 1)

- SFX 27: Engine running—extended
- SFX 28: God voiceover: Moses! Moses!
- SFX 29: God voiceover: Do not come any closer
- SFX 30: God voiceover: I am God
- SFX 31: God voiceover: I will be with you, Moses
- SFX 32: God voiceover: Tell them that God sent you
- SFX 33: Traveling music
- SFX 34: Trumpet fanfare
- SFX 35: Trumpet fanfare
- SFX 36: Trumpet fanfare
- SFX 37: Victory dance

LESSON 6 (CD 1)

- SFX 38: Engine running—extended
- SFX 39: Rules rhyme—twice

LESSON 7 (CD 1)

- SFX 40: Engine running—extended
- SFX 41: Rules rhyme—twice
- SFX 42: Story music
- SFX 43: Ta-dah!
- SFX 44: Ta-dah!
- SFX 45: Ice cream truck music
- SFX 46: Victory dance

Teacher's Notes

Fall Quarter (cont.)

LESSON 8 (CD 1)

- SFX 47: Engine running—extended
- SFX 48: Spy music
- SFX 49: Promised Land music
- SFX 50: Ominous music
- SFX 51: Spy music
- SFX 52: Promised Land music
- SFX 53: Ominous music
- SFX 54: Ominous music
- SFX 55: Trumpet fanfare
- SFX 56: Trumpet fanfare
- SFX 57: Trumpet fanfare

LESSON 9 (CD 2)

- SFX 1: Digging
- SFX 2: Discovery notes
- SFX 3: Shovel hitting metal
- SFX 4: Shovel hitting metal
- SFX 5: Hannah voiceover: Dear God, I know you love me, and I know you hear me every time I talk to you. But I am sad. I want a baby so badly. If you give me a baby, God, I will let him grow to know You and tell others about You. Thank You for hearing me, God. Amen.
- SFX 6: Shovel hitting metal
- SFX 7: Baby giggle
- SFX 8: Rosey voiceover: Roses are red, violets are blue. I love to sing. How about you?
- SFX 9: Rosey voiceover: Roses are red, bells like to ring. Let's get on our feet and sing, sing, sing!
- SFX 10: Yodeling music
- SFX 11: Yodeling music
- SFX 12: Yodeling music
- SFX 13: Victory dance

LESSON 10 (CD 2)

- SFX 14: Digging
- SFX 15: Discovery notes
- SFX 16: Shovel hitting metal
- SFX 17: Shovel hitting metal
- SFX 18: Shovel hitting metal
- SFX 19: Rosey voiceover: Roses are red, this isn't a test. Singing together is the best!

- SFX 20: Rosey voiceover: Dancing and singing is so much fun, while we show God He's number one!

LESSON 11 (CD 2)

- SFX 21: Shovel hitting metal
- SFX 22: Shovel hitting metal
- SFX 23: Babbling brook
- SFX 24: Shovel hitting metal
- SFX 25: Bird tweeting
- SFX 26: Rosey voiceover: Roses are red, violets are blue. I love to sing, how about you?
- SFX 27: Rosey voiceover: Roses are red, flowers grow in spring. Let's get on our feet and sing, sing, sing!
- SFX 28: Rosey voiceover: Roses are red and cows say "moo!" I'll be back later to sing with you!
- SFX 29: Funky music
- SFX 30: Funky music
- SFX 31: Funky music
- SFX 32: Victory dance
- SFX 33: Rosey voiceover: Roses are red, you got the questions right! Let's all sing out, loud and bright!

LESSON 12 (CD 2)

- SFX 34: Digging
- SFX 35: Discovery notes
- SFX 36: Shovel hitting metal
- SFX 37: Shovel hitting metal
- SFX 38: Shovel hitting metal
- SFX 39: Splashing bath sounds
- SFX 40: Rosey voiceover: Roses have petals, birds have wings. Let's all stand up to dance and sing!
- SFX 41: Wah, wah, wah
- SFX 42: Yodeling music
- SFX 43: Zoop!
- SFX 44: Yodeling music
- SFX 45: Zoop!
- SFX 46: Yodeling music
- SFX 47: Zoop!
- SFX 48: Yodeling music
- SFX 49: Zoop!
- SFX 50: Victory dance

Teacher's Notes

Winter Quarter

LESSON 1 (CD 1)

SFX 1: Angel harp . . . Angel: Don't be afraid, Mary. I bring Good News! God has sent me to tell you something very special. You are going to have a baby, God's Son! You are to name the baby Jesus.

SFX 2: Angel harp . . . Angel: Don't be afraid. I bring Good News! I have come to tell you that Mary is going to have a baby. The baby is God's Son, Jesus.

SFX 3: Cow mooing

SFX 4: Sheep baaing

SFX 5: Donkey hee-hawing

SFX 6: "Silent Night" music

SFX 7: Baby's cry

SFX 8: Sheep baaing

SFX 9: Angel harp . . . Angel: Don't be afraid. I bring you Good News of great joy for all people. God's Son, Jesus, is born!

LESSON 2 (CD 1)

SFX 10: Cow mooing

SFX 11: Sheep baaing

SFX 12: Donkey hee-hawing

LESSON 3 (CD 1)

SFX 13: Angel harp

SFX 14: Angel harp

SFX 15: Stable animals

SFX 16: Stable animals

SFX 17: Running footsteps

SFX 18: Running footsteps

SFX 19: Angel harp

SFX 20: Angel harp

SFX 21: Stable animals

SFX 22: Stable animals

SFX 23: Baby's cry

SFX 24: Angel harp

SFX 25: Running footsteps—extended

SFX 26: Applause

LESSON 4 (CD 1)

SFX 27: "I Am Mary" music track

SFX 28: "I Am Mary" music and vocals

SFX 29: "Ya Ya Ya Door" music track

SFX 30: "Ya Ya Ya Door" music and vocals

SFX 31: "Silent Night" music

SFX 32: Baby's cry

SFX 33: "Happy Trails" music track

SFX 34: "Happy Trails" music and vocals

SFX 35: "Carmen" music track

SFX 36: "Carmen" music and vocals

SFX 37: Computer whirring

SFX 38: Computer whirring

SFX 39: Computer whirring . . . ta-dah!

SFX 40: Extended drum roll ending in cymbal crash.

LESSON 5 (CD 1)

SFX 41: Baby's cry

LESSON 6 (CD 1)

SFX 42: News intro music . . . This is KEYE News—where we've got our eye on the news!

SFX 43: Footsteps on gravel

SFX 44: Footsteps on gravel

SFX 45: News out music

SFX 46: Victory dance

LESSON 7 (CD 1)

SFX 47: News intro music . . . This is KEYE News—where we've got our eye on the news!

SFX 48: News out music

SFX 49: News intro music . . . Welcome back to KEYE News!

SFX 50: Water pouring

SFX 51: News out music

SFX 52: News intro music . . . Welcome back to KEYE News!

SFX 53: News out music

LESSON 8 (CD 1)

SFX 54: News intro music . . . This is KEYE News—where we've got our eye on the news!

SFX 55: News out music



Teacher's Notes

Winter Quarter (cont.)

LESSON 9 (CD 2)

- SFX 1: Cowboy theme
SFX 2: Shrill whistle
SFX 3: Jesus voiceover: Our friend
Lazarus is dead, but I am going to
see him so I can heal him.
SFX 4: Mary voiceover: If you had come
sooner, my brother Lazarus would
not be dead.
SFX 5: Jesus voiceover: Lazarus, come out!
SFX 6: Victory dance
SFX 7: Victory dance

LESSON 10 (CD 2)

- SFX 8: Jesus voiceover: I will go and
heal him.
SFX 9: Ta-dah!
SFX 10: Ta-dah!
SFX 11: Ta-dah!
SFX 12: Victory dance

LESSON 11 (CD 2)

- SFX 13: Mountain lion roar
SFX 14: Coyote howl
SFX 15: Crowd noises
SFX 16: Nighttime noises
SFX 17: Wind and waves
SFX 18: Non-threatening dog barking
SFX 19: Thunder
SFX 20: Nighttime sounds
SFX 21: Victory dance

LESSON 12 (CD 2)

- SFX 22: Cowboy theme
SFX 23: Bird chirping
SFX 24: Train sounds
SFX 25: Crowd sounds
SFX 26: Footsteps
SFX 27: Jesus voiceover: Call him.
SFX 28: Jesus voiceover: What do
you want Me to do for you?
SFX 29: Jesus voiceover: You
are healed.
SFX 30: Horse whinny
SFX 31: Horse whinny
SFX 32: Horse whinny
SFX 33: Victory dance

LESSON 13 (CD 2)

- SFX 34: Ta-dah!
SFX 35: Ta-dah!
SFX 36: Ta-dah! . . . Applause

LESSON 14 (CD 2)

- SFX 37: Crowd noises
SFX 38: Coins dropping
SFX 39: Single coin dropping
SFX 40: Single coin dropping
SFX 41: Jesus voiceover: This poor widow
gave everything she had to God.

LESSON 15 (CD 2)


- SFX 42: Victory dance



Spring Quarter

LESSON 1 (CD 1)

- SFX 1: Jaws music
SFX 2: Ta-dah!
SFX 3: Computer thinking . . . computer
voice: 4,470!
SFX 4: Computer thinking . . . computer
voice: Dora the Explorer is not
found in the Bible.
SFX 5: Computer voice: The Bible says the
first church was started by a man
named Peter. Lots of people came
to the first church. There were
kids, moms, dads, grandmas,
grandpas, and friends. The people
in the first church learned about
God.
SFX 6: Computer thinking
SFX 7: Short clip of kids singing



Teacher's Notes



Spring Quarter (cont.)

LESSON 2 (CD 1)

- SFX 8: Ta-dah!
- SFX 9: Computer thinking . . . computer voice: 774,746!
- SFX 10: Computer thinking . . . computer voice: Chocolate is not found in the Bible.
- SFX 11: The Bible says the first church was started by a man named Peter. Lots of people came to the first church. There were kids, moms, dads, grandmas, grandpas, and friends. One reason people came to church was to worship and show love to God.
- SFX 12: Computer thinking
- SFX 13: Fun instrumental music – 2 minutes

LESSON 3 (CD 1)

- SFX 14: Parade music
- SFX 15: Hosanna! Hosanna!
- SFX 16: Jesus is King! Jesus is King!
- SFX 17: Donkey hee-haw
- SFX 18: Donkey hooves—slow fade
- SFX 19: Hosanna! Hosanna! Jesus is King! Jesus is King!
- SFX 20: Hosanna! Hosanna! Jesus is King! Jesus is King!
- SFX 21: Hosanna! Hosanna!
- SFX 22: Jesus is King! Jesus is King!
- SFX 23: Hosanna! Hosanna!
- SFX 24: Jesus is King! Jesus is King!
- SFX 25: Hosanna! Hosanna!
- SFX 26: Jesus is King! Jesus is King!
- SFX 27: Hosanna! Hosanna!
- SFX 28: Jesus is King! Jesus is King!
- SFX 29: Parade music

LESSON 4 (CD 1)

- SFX 30: Funky sound
- SFX 31: Voiceovers: He doesn't deserve to be King! I don't like Him! Let's get rid of Him! . . . fade into narration music
- SFX 32: Rumbling
- SFX 33: Angel voiceover: "Do not be afraid. I know you are looking for Jesus. He is not here. He is alive. Come and see. Then go and tell everyone that Jesus is alive!"

LESSON 5 (CD 1)

- SFX 34: Rooster crowing
- SFX 35: Laughter
- SFX 36: Nighttime crickets
- SFX 37: Lullaby music . . . rooster crowing
- SFX 38: Jesus voiceover: "Have you caught any fish?"
- SFX 39: Jesus voiceover: "Throw your net on the other side of the boat."
- SFX 40: Splash!

LESSON 6 (CD 1)

- SFX 41: Knock, knock. . . Gorilla. . . Gorilla me a hamburger. I'm hungry!
- SFX 42: Car engine
- SFX 43: Lullaby music

LESSON 7 (CD 2)

- SFX 1: Rocket ship ignition
- SFX 2: Rocket ship shutdown
- SFX 3: Ta-dah!
- SFX 4: Computer thinking . . . computer voice: That was too easy. Sixty six books are in the Bible. Now I have a question for you to answer.
- SFX 5: Computer thinking . . . computer voice: Who did the Bible say was born on Christmas Day?
- SFX 6: Computer voice: That is correct. You are very smart. You must have been reading your Bible.
- SFX 7: Computer voice: The Bible says the first church was started by a man named Peter. Lots of people came to the first church. There were kids, moms, dads, grandmas, grandpas, and friends. The people in the first church told others about God, so more people came to the first church. Then more people came, and even more people came, until the church became full of lots of people.
- SFX 8: Computer thinking
- SFX 9: Space travel music
- SFX 10: Twinkle music
- SFX 11: Twinkle music
- SFX 12: Twinkle music
- SFX 13: Space search music
- SFX 14: Space search music
- SFX 15: Space search music

Teacher's Notes

Spring Quarter (cont.)

LESSON 8 (CD 2)

SFX 16: Ta-dah!

SFX 17: Computer thinking computer voice: The ark was 450 feet long by 75 feet wide by 45 feet high. That's longer than a football field. Now, I have a question for one of your friends.

SFX 18: Computer thinking computer voice: Name one of the animals Noah brought on the ark.

SFX 19: Computer voice: That is correct. You are very smart. You must have been reading your Bible.

SFX 20: Computer voice: The Bible says the first church was started by a man named Peter. Lots of people came to the first church. There were kids, moms, dads, grandmas, grandpas, and friends. The first church helped one another.

SFX 21: Computer thinking

SFX 22: Ding, ding, ding!

SFX 23: Ding, ding, ding!

SFX 24: Ding, ding, ding!

LESSON 9 (CD 2)

SFX 25: Jesus voiceover: "Saul, Saul, why are you mean to the people who love Me?"

SFX 26: Jesus voiceover: "Go into the city of Damascus. When you get there, you'll know what to do."

SFX 27: Fog horn

SFX 28: Fog horn

SFX 29: Ascending xylophone scale

SFX 30: Ring, ring . . . hello?

SFX 31: Ascending xylophone scale

SFX 32: Ascending xylophone scale

SFX 33: Victory dance

LESSON 10 (CD 2)

SFX 34: Fog horn

SFX 35: Fog horn

SFX 36: Crawling music

SFX 37: Voices: Dear God, please help our friend Peter. Amen.

SFX 38: Harp

SFX 39: Fog horn

SFX 40: Fog horn

LESSON 11 (CD 2)

SFX 41: Sailing music

SFX 42: Sailing music

SFX 43: Sailing music

LESSON 12 (CD 2)

SFX 44: Scary music

SFX 45: Baby crying

SFX 46: Lullaby music

SFX 47: Baby crying

SFX 48: Footsteps and crowd noises

Summer Quarter

LESSON 1 (CD 1)

SFX 1: Machine noise

SFX 2: Computer thinking

SFX 3: Machine noise

SFX 4: Ominous music

SFX 5: Machine noise

SFX 6: Sawing

SFX 7: Hammering

SFX 8: Machine noise

SFX 9: Tweeting

SFX 10: Insect sounds

SFX 11: Dog barking

SFX 12: Raindrops increasing in tempo

SFX 13: Computer thinking

SFX 14: Machine noise

SFX 15: Computer thinking

SFX 16: Computer thinking

LESSON 2 (CD 1)

SFX 17: Computer thinking

SFX 18: Machine noise

SFX 19: Machine noise

SFX 20: Machine noise

SFX 21: Computer thinking

SFX 22: Computer thinking . . . ding!

SFX 23: Tah-dah

SFX 24: Victory dance

SFX 25: Ta-dah!

SFX 26: Victory dance

SFX 27: Ta-dah!

SFX 28: Victory dance

Teacher's Notes



Summer Quarter (cont.)

LESSON 3 (CD 1)

SFX 29: Computer thinking
SFX 30: Machine noise
SFX 31: Machine noise
SFX 32: Marching music
SFX 33: Rumbling
SFX 34: Computer thinking
SFX 35: Machine noise
SFX 36: Machine noise
SFX 37: Computer thinking
SFX 38: Computer thinking

LESSON 4 (CD 1)

SFX 39: Computer thinking
SFX 40: Machine noise
SFX 41: Machine noise
SFX 42: Footsteps down a hall
SFX 43: Doors opening
SFX 44: Computer thinking
SFX 45: Victory dance
SFX 46: Computer thinking

LESSON 5 (CD 2)

SFX 1: Bird tweeting
SFX 2: Bamboo flute
SFX 3: Sherry voiceover: Hi, everyone!
What's up?
SFX 4: Sherry voiceover: Hi, friends! I
have fun things you can use to tell
the Bible story.
SFX 5: Bird tweeting
SFX 6: Slide whistle – twice
SFX 7: Bird tweeting

LESSON 6 (CD 2)

SFX 8: Bird tweeting
SFX 9: Bamboo flute
SFX 10: Sherry voiceover: Hi, everyone!
SFX 11 Sherry voiceover: Hi, friends! I
have fun things you can use to tell
the Bible story.
SFX 12: Bird tweeting
SFX 13: Slide whistle – twice

LESSON 7 (CD 2)

SFX 14: Bird tweeting
SFX 15: Bamboo flute
SFX 16: Sherry voiceover: Hi, everyone!
SFX 17: Sherry voiceover: Hi, friends!

I have fun things you can use to
tell the Bible story.

SFX 18: Harp music
SFX 19: Bird tweeting
SFX 20: Slide whistle – twice
SFX 21: Bird tweeting

LESSON 8 (CD 2)

SFX 22: Bird tweeting
SFX 23: Bamboo flute
SFX 24: Sherry voiceover: Hi, everyone!
SFX 25: Sherry voiceover: Hi, friends! I
have fun things you can use to
tell the Bible story.
SFX 26: Seagulls and water
SFX 27: Bird tweeting
SFX 28: Slide whistle – twice
SFX 29: Bird tweeting

LESSON 9 (CD 2)

SFX 30: Wonder echo
SFX 31: Wonder echo
SFX 32: Mystery music
SFX 33: Indiana Jones theme
SFX 34: Splash!
SFX 35: Water and waves
SFX 36: Splash!
SFX 37: Nighttime crickets
SFX 38: Splash!
SFX 39: Mystery music

LESSON 10 (CD 2)

SFX 40: Wonder echo
SFX 41: Wonder echo
SFX 42: Mystery music
SFX 43: Ocean waves
SFX 44: Indiana Jones theme
SFX 45: Jonah story, Part 1
SFX 46: Jonah story, Part 2
SFX 47: Jonah story, Part 3
SFX 48: Mystery music
SFX 49: Victory dance
SFX 50: Mystery music

LESSON 11 (CD 2)

SFX 51: Wonder echo
SFX 52: Wonder echo
SFX 53: Mystery music
SFX 54: Indiana Jones theme
SFX 55: Mystery music
SFX 56: Mystery music

Teacher's Notes

Summer Quarter (cont.)

LESSON 12 (CD 2)

SFX 57: Wonder echo

SFX 58: Wonder echo

SFX 59: Mystery music

SFX 60: Indiana Jones theme

SFX 61: Traveler voiceover: VO: I'm going on a trip to Jericho.

SFX 62: Robber voiceover: VO: We are two robbers. We will hide behind these rocks until the man gets closer. He has a bag filled with money. We are going to push him down and steal his money.

SFX 63: Church worker #1 voiceover: (Humming.) I am on my way to work at the church. Wait. I see someone lying in the road. It's a man, and he's hurt. Should I stop or keep going? I will cross to the other side of the road and keep going.

SFX 64: Church worker #2 voiceover: Oh my, my, my! I'm in such a hurry! Look, there's a man in the road.

He looks hurt. Maybe I should stop. No, I don't have time. I should keep going.

SFX 65: Good Samaritan voiceover: (La, la, la, la, la.) I'm from the town of Samaria. I'm called a Samaritan. Hey! What's that? Oh, no. It's a man. He looks hurt. I don't know who he is. He doesn't live around here. Should I help him? Yes, he needs help, and I'm going to help him.

SFX 66: Mystery music

LESSON 13 (CD 2)

SFX 67: Wonder echo

SFX 68: Wonder echo

SFX 69: Mystery music

SFX 70: Indiana Jones theme

SFX 71: Indiana Jones theme

SFX 72: Mystery music

SFX 73: Indiana Jones theme

SFX 74: Indiana Jones theme

SFX 75: Mystery music



Teacher's Notes



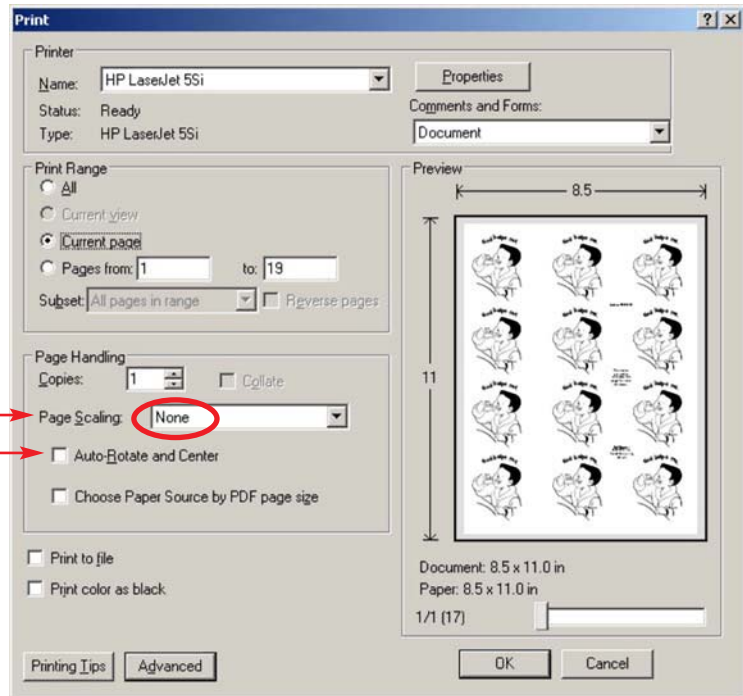
The sticker pages (especially) need to be printed full size so they fit onto the suggested Avery labels.

Tips for Printing Stickers and Visuals on a PC

This is what the print dialogue box in Adobe Acrobat Reader will look like on a computer using a Windows operating system.

NOTE:
Page Scaling is set to "None."

Auto-Rotate and Center is "unchecked."



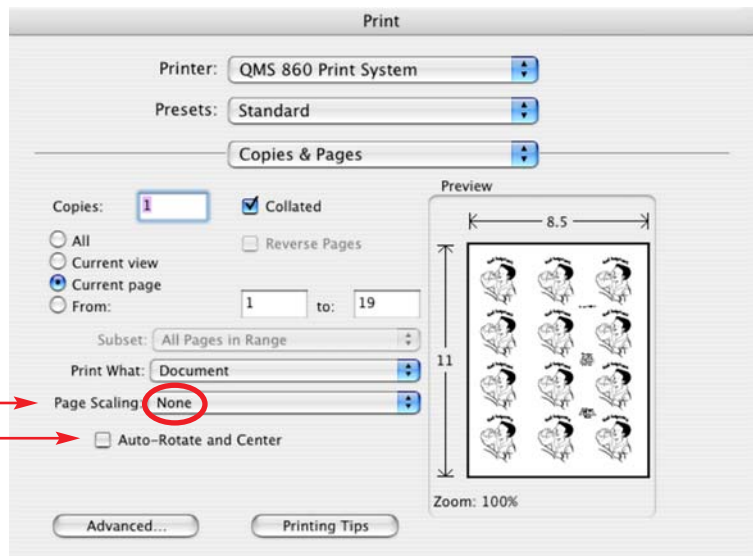
Stickers and Visuals on a Mac

This is what the print dialogue box in Adobe Acrobat Reader will look like on a computer using a Macintosh operating system.

NOTE:
If you experience any problems printing artwork files with either a PC or a Mac, check to make sure your printer has the latest printer drivers installed.

NOTE:
Page Scaling is set to "None."

Auto-Rotate and Center is "unchecked."



APPENDIX **C**

Leading Kids to Jesus

Excerpted from *Leading Kids to Jesus* by Dave Staal, pp. 119-126, 2005.
Reprinted with permission from Zondervan, Grand Rapids, Michigan.



As children move out of the infant stage and into ages two and three, a new opportunity emerges to usher them closer to God: to verbally communicate God's truth and love in tiny, bite-sized pieces. The recipe for success includes common and uncomplicated ingredients that all of us possess—simple thoughts, plain words, and short sentences.

In similar fashion to “God made this banana,” adults can declare truths about God to little ones in terms of the world the child sees or experiences. Dr. James Dobson says, “Even at three years of age, a child is capable of learning that the flowers, the sky, the birds and even the rainbow are gifts from God's hand.”⁸ With their fresh capability to learn, kids eagerly soak up explanations about a world they long to understand. Let's look at a practical example.

The team in our ministry's three-year-old area taught a summer unit titled “God made the world.” A rather big concept for sure, so each week we examined a piece of God's creation that someone aged three could readily understand. The week I served as a small group leader, we featured the topic “God made the animals.” Then small group time began.

As we munched a snack—animal crackers, of course—we took turns saying the name of the animal, and then stating that God made that creature. I added the fun twist of letting each child act like the animal he or she named. For example, on my turn I got on my hands and knees and growled real loud. After someone correctly guessed “a bear,” we all said together, “God made the bears!” As it turned out, our group had lots of bears.

After going around the circle twice, the group had learned the lesson cold, but the parents had not yet come from big church to pick up their kids. With a few extra minutes at my disposal, I showed the group—to their amazement—that I could balance an empty paper cup (that previously held my crackers) on my head. No, the lesson plan did not include the cup trick; extra fun was its only purpose. As the parents started to come into the room, I quickly took the cup off my head and passed out the take-home sheets.

When Julio's father approached the group, Julio stood up with a huge smile on his face and said, “Dad, guess what I learned today!” At the same time, he started to raise his paper cup. “Oh no, Julio,” I thought, “don't put your cup on your head!”

But then, to my relief, Julio stated loudly and proudly, “God made the animals!” Yes, he remembered the right thing from our time together.

I watched a little boy walk away who believed he had figured out a piece of this world because he knew who made the animals—God. This lesson worked with Julio because it communicated a simple truth using plain words in a short sentence. And it teaches us adults the value of deliberately choosing words and looking for opportunities to share them.

Teacher's Notes

What length is short enough? Years of experience in our ministry show four words or less to be an effective guideline. Sentences limited to that length can efficiently communicate God's truth and love, with increased odds that a child will remember the words and have the ability to say them on his or her own.

Consider several four-word statements of God's truth that a two- or three-year-old will understand:

- God made the animals.
- God made the sky.
- God will help me.
- The Bible is true.

The list could go on for many pages. To simplify the application of this tool, look around the environment in which you encounter kids. Based on these surroundings, make a list of several potential four-word sentences you can try immediately. Toys or stuffed animals, picture books, the view out a window—all can prompt opportunities. Speaking these words with kids will turn what might seem as idle playtime into ideal moments to offer insight about God.

Be sure to include statements about love on your list. You will share an incredible gift with young kids when they hear you, an adult they interact with and trust, talk about *your* love for Jesus and Jesus' love for you. Just remember to keep it simple and short so that a child can repeat the words if they choose to: "Jesus loves me," "Jesus loves you," and I "*lub*" Jesus." What an incredible opportunity we have to give kids the most important words in life before doubt, skepticism, or complications ever exist!

Actively Reinforce the Message

Apart from any spoken words, actions also play key roles in communicating about God. Imagine the love expressed when you pick up a crying child to provide comfort—measured by how that act makes her feel. In *Teaching Kids about God*, John Trent (et al.) says, "As you hold them, love them, feed them, and keep them warm, you establish that their world is good and safe. In time, as you tell them that God loves them and looks after them, they make the connection between your loving behaviors and God's active love for them."⁹ Those behaviors begin with newborns and need to continue as kids grow. And what started in a rocking chair can expand to actions that will take ministry workers to their knees. Literally.

Prior to working on this chapter today, I spent the morning in our ministry's early childhood area. An interesting sight unfolded before me in the four- and five-year-old room, courtesy of several adult volunteers. Mr. Andrew sat on the floor with a boy to read him a book. Ms. Laurie balanced on one knee as she helped three girls color pictures. On hands and knees, Mr. Jeff talked about and imitated dinosaurs with an enthusiastic handful of kids. Ms. Stephanie knelt by a small table to help children write their names on colored tags. At fifteen minutes before the start of our church service, every adult was on the ground in some position ministering to kids—and loving it!

How does time on the floor qualify as ministry? Easy. When a child sees a really big person (all adults are really big to kids!) come down to his level, that kid feels a sense of value. The thought "I must be important" goes through his mind. And if that child believes he has

Teacher's Notes

value in the eyes of big people, the child moves closer to a belief that God values him. The leap to “God loves me” becomes an easier step to take.

And kids aren't the only ones touched by such interactions. Fred Van Iten, a retired high school golf coach who oversees a portion of our early childhood area, says, “There's nothing like the chance to tell a two-year-old about God.” Many times that chance happens on one knee or on all fours. It might even involve an appropriate hug or high five. Jesus taught extensively on this concept, and he did it without the need for words.

Jesus put his hands on the children to bless them. “Then little children were being brought to him in order that he might lay his hands on them and pray. The disciples spoke sternly to those who brought them; but Jesus said, ‘Let the little children come to me, and do not stop them; for it is to such as these that the kingdom of heaven belongs. And he laid his hands on them and went on his way’ (Matthew 19:13-15 *NRSV*). He could have simply stood and prayed in the direction of the kids, but he knew the power of touch to communicate with children.



Teacher's Notes



Or imagine the love that lepers felt when Jesus physically touched them. These afflicted people, considered unclean and unhealthy by the rest of society, likely had no other person come even close to them. But Christ knew the potential to communicate a divine love through touch. The contact may have been brief with some, but the power of those moments changed people—probably even those who watched. The impact of Jesus' willingness to make contact with lepers receives an underscore when Matthew begins his numerous descriptions of Christ's miracles with the account of a cleansed leper (Matthew 8:1-4).

I witnessed the power of touch in a volunteer role that involved helping a wheelchair-confined boy participate in our ministry despite physical challenges. One Sunday morning, as we said our goodbyes, he looked like he wanted me to hug him. I had never hugged him to that point, and I didn't know how. I feared I might somehow hurt him. But I bent over anyhow, reached my hands around him as best as I could, and hugged him. He hugged me tight and for a long time. Finally, with my back starting to hurt, I stood up. "That was some hug!" I said.

He replied, "Not many people want to hug me."

Time for another confession: Hugging is an act outside my comfort zone when it involves anyone other than my wife and our two kids. But I still feel an uncomfortable lump in my throat when I consider that too many Sundays passed by before I gave that young boy a hug around the shoulders. When I consider the impact of that instant, I challenge myself to broaden my comfort zone. I must avoid any assumption that kids feel God's love elsewhere in life, and I urge you to do the same.

The topic of nonverbal communication goes beyond comforting crying kids, playing with them on the floor, or extending arms for an appropriate hug or high five. Speaking without words seems simple in the early years, but it increases in complexity as kids grow. For that reason, this chapter focuses on appropriate initiatives within the context of young children, while the next chapter takes an in-depth look at this subject for younger kids.

When we positively connect a child's world to God, clearly communicate God's truth and love, and actively reinforce the message, we play a key role in leading kids to Jesus. And we do so with the understanding that sometimes steps along the way are large and sometimes they're small. But regardless of the stride length or footprint size, every step is important. Because when we share God's truth and love, we pave the way for future spiritual development. Peter writes of the desire to see people "grow up in . . . salvation" once they "have tasted that the Lord is good" (I Peter 2:2). We *can* give kids in their early years a little taste—one that will grow into a real hunger in the not-so-distant future.

⁸ James Dobson, *Bringing Up Boys* (Wheaton, Ill.: Tyndale, 2001), 248.

⁹ Trent, Osborne, and Bruner, *Teaching Kids about God*, 13.