

UNIT 2:

The Great Safari

LESSON 5:

Moses and the Burning Bush

Bible Summary

Exodus 2-4

Moses was tending to his sheep when he saw a bush burning. He walked towards the bush and saw the bush did not burn up. As Moses got closer, God called out and told Moses He wanted him to go back to Egypt and tell Pharaoh to let the Israelite people leave. Moses was afraid and questioned why God would choose him to lead the Israelites. God told Moses to throw down his rod. When the rod hit the ground, it turned into a snake. When Moses picked up the snake, it turned back into a rod. God told Moses He would use signs like this to show Pharaoh that He was with Moses. Then Moses went back to Egypt and led the people out of Egypt to a new land.

Bible Verse

"This is love for God: to obey His commands." I John 5:3

Key Concept

We can love God by obeying Him.

KEY CONCEPT MOTIONS:

We can love [hug yourself] God by obeying [thumbs up] Him.

Objectives

KNOW WHAT (LG):

Children will hear the story of God speaking to Moses through a burning bush.

SO WHAT (LG):

Children will learn it pleases God when we obey.

NOW WHAT (SG):

Children will participate in an activity that helps them identify times they can obey and reminds them these are ways we show love to God.

Spiritual Formation

Obedience

People Needed

Teacher, Scott-E the Safari Expert, Sound Volunteer

Supplies and Visuals

- The Beginner's Bible
Backpack
Stuffed elephant, zebra, and giraffe (or use artwork provided)
Bush or tree
Red and orange tissue paper to simulate fire

- Toy crown (for Safari Game)
3 Large leaves (cut from foam or poster board)
2-3 "Dangerous" stuffed animals (alligators, hippos, etc.)
Blue tarp or butcher paper colored blue (optional)

The following visuals can be found in the Lesson 5 Visual folder on the Fall Quarter CDs.

- Elephant
Zebra
Giraffe
Question Cards

Equipment Needs

- CD Player
Sound Effects CD #1

Costume Needs

- Khakis and camp shirt for Scott-E
Biblical robe
Beard (optional)

In Advance

- Recruit people needed. Make sure a Teacher or other volunteer is prepared to lead the music and that someone is

UNIT 2:
The Great Safari

Teach

(20 MINUTES)

[After children have been in Kid Connection for 10 minutes, the Teacher gathers everyone back to Large Group.]

TEACHER:

Stay in your groups and click on your listening ears. In a minute you are going to hear some music. When you hear the music, I want you to hold hands with the friends in your group, walk over together, and sit on the floor. Listen for the music.



[Play upbeat music as children gather.]

TEACHER:

Welcome, everyone! My name is _____, and I'm really excited to be here, because today we are going on safari! We get to keep reading from the Bible and learning more about God.

Let's remember two rules so we can have the most fun. Rule number one: be kind. What is it? [Kids respond, "Be kind!"] We can be kind by sitting down so everyone can see and by being very quiet so everyone can hear. Rule number two: be safe. What is it? [Kids respond, "Be safe!"] You can be safe by sitting with your group and keeping your hands to yourself. Good job!

Today's Bible story is about going on a journey to a new place to live. And I thought it would be fun if we went on our own journey with a safari! The only thing we need is someone to take us on a safari ...

SCOTT-E:

[Enter.] Have no fear. Scott-E is here!

TEACHER:

Your name is Scotty?

SCOTT-E:

No, no, no. Not "Scotty!" Scott with an "E" on the end! The "E" in my name stands for expert, because no one knows more about the safari than myself. How do you do? [Hold out hand.]

TEACHER:

[Shake hands.] Just fine! [Get an idea.] Me and all my friends really want to go on a safari. Do you think you could help us out?


SCOTT-E:

Prickly porcupines, of course I can! Scott-E the Safari Expert would be happy to assist! Let's get going. We'll take my jeep.

Teacher Note:

Regardless of what number the die shows, say it shows the number indicated in the lesson.

UNIT 2:
**The Great
Safari**



Lesson 5 LG 9

[Teacher and Scott-E sit in or behind jeep.]

SCOTT-E:

First, let's turn on the engine like this. [Pretend to turn a key in the ignition.] Everybody do that with me. [Repeat with Teacher and kids.]



[SFX 27: Engine running—extended.]

[Sound volunteer: begin the engine sound effect loud and slowly taper it down so the Teacher and Scott-E can easily speak over it. End it when Scott-E hits the brakes to stop the jeep.]

SCOTT-E:

Next, we should buckle our seat belts. [Demonstrate.] Grab that strap and pull it over to the buckle. Click! Now, put your hands on the steering wheel like this: one [first hand], two [second hand]! Let's put it in gear [pretend to move gear shift with right hand] and get ready for adventure! Pretend to drive with us, friends!

TEACHER:

[Shade eyes.] It looks like the road curves up ahead, Scott-E.

SCOTT-E:

Why, so it does! [Dip sharply with each turn.] Everyone, turn right! Whoa! Now turn left! Whoa! Now turn right again! Whoa!

TEACHER:

Scott-E! [Point to stuffed elephant or elephant picture (LG 9).] What's that big animal over there? Is it a snuffle-opagus?

SCOTT-E:

No, no, no. It's an elephant. Did you know elephants are the quietest walkers?

TEACHER:

Really?

SCOTT-E:

Yes. If you were standing in the jungle and an elephant walked up behind you, you wouldn't hear him!

TEACHER:

Wow! [Look ahead.] Oh, Scott-E. There's a big hill up ahead!

SCOTT-E:

All right, everybody. Lean back! [Lean way back in the seat.] Whoa!

TEACHER:

[Look around.] We're pretty high up here.


SCOTT-E:

But now we're going down. Everybody lean forward. [Lean forward in the seat.] Whoa!

UNIT 2:
**The Great
Safari**



Lesson 5 LG 10



Lesson 5 LG 11

TEACHER:

Whew! [*Point to stuffed zebra or zebra picture (LG 10).*] Scott-E, what's that?

SCOTT-E:

Friends, that's a zebra. Did you know no two zebras are the same? Each zebra has a different pattern of stripes!

TEACHER:

That's amazing, Scott-E. You sure are an expert on all these safari animals. [*Look ahead.*] But it looks like the ground gets a little bumpy up ahead!

SCOTT-E:

So it does. Hold on, friends! [*Bounce around in the jeep.*] Whoa!

TEACHER:

Hey! [*Point to stuffed giraffe or giraffe picture (LG 11).*] What's this? Is it another zebra?

SCOTT-E:

Friends, that's a giraffe. Did you know giraffes have black tongues?

TEACHER:

Really?

SCOTT-E:

Indeed. And their tongues are a foot-and-a-half long! [*Take hands off wheel to demonstrate the length.*]

TEACHER:

Scott-E! The wheel.

SCOTT-E:

Whoa!

TEACHER:

[*Cover face.*] Oh, dear. [*Look over and see the waterfall.*] Hey, there's a waterfall!

SCOTT-E:

Fantastic ferns! This is where I wanted to take you. Hit the brakes, everybody. [*Slam forward in jeep.*] Let's get out and take a look around, shall we?



[*End engine sound effect.*]

TEACHER:

Look at all these animals. How'd you learn so much about them?

SCOTT-E:

Living in the jungle helps, but a lot of the things I've learned come from all the reading I do.

TEACHER:

We love to read, too.

UNIT 2:
**The Great
Safari**



SCOTT-E:

You can learn a lot from reading.

TEACHER:

When we want to learn more about God, my friends and I read the Bible.

SCOTT-E:

Terrific tigers! I've heard of that book. It's a great book.

TEACHER:

Yes, it is! I brought my Bible along today so we can read a story . . . [*Take out Bible.*]

SCOTT-E:

. . . And learn about God!

TEACHER:

Yup! Today's Bible story is about a man named Moses. Scott-E, you can be Moses. Here, put this on. [*Hand him robe and beard.*]

SCOTT-E:

Right-o! [*Move to the side to put it on.*]

TEACHER:

While he's doing that, let's get ready to hear the Bible story by putting on our safari listening ears. We're going to make monkey sounds when we put on our ears. First this one [*point to left ear*]: Ooh, ooh, ooh, ooh, ooh! Now this one [*point to right ear*]: Ooh, ooh, ooh, ooh, ooh! Now, let's put on our safari glasses to see the Bible story. We're going to roar like a lion. Ready? [*Bring left hand to eye.*] Rrrr! [*Bring right hand to eye.*] Rrrr! Good job. Now, listen to find out if Moses obeyed or disobeyed.

One day, Moses was walking out in the wilderness. He was watching his family's sheep.

SCOTT-E:

[*Heavy accent; loud.*] Here I am, walking out into the—

TEACHER:

Uh, Scott-E?

SCOTT-E:

Yeah?

TEACHER:

Uh, you don't really sound like Moses.

SCOTT-E:

Crazy koalas, you're right! How's this? [*Whisper, but same accent.*] Here I am, walking out into the—

TEACHER:

Better . . . but try a little less Scott-E and a little more Moses.

UNIT 2:
The Great Safari



SCOTTE:

[*To self.*] Little less Scott-E and a little more Moses. Little less Scott-E and a little more Moses. [*To Teacher and kids; normal voice with no accent.*] How's this? Here I am walking out into the wilderness to watch the sheep.

TEACHER:

[*Surprised.*] That's perfect! Friends, let's continue the Bible story. Moses walked far out into the wilderness to watch his family's sheep. Pat your knees and walk deep into the wilderness with Moses. [*Pat hands on knees.*] We're walking, we're walking, we're walking to the wilderness. We're walking, we're walking, we're walking to the wilderness. And stop.

[*Scott-E walks around the teaching area and approaches a bush or tree. If your room has lighting capabilities, bring up a light on the bush, preferably red or orange and flickering. Otherwise, the Teacher places crumpled red and orange tissue paper in and around the bush.*]

TEACHER:

As he was walking, Moses saw a bush that was on fire.

MOSES/SCOTTE:

That bush is on fire, but why isn't it burning up? The fire keeps burning, and the bush isn't going away.

TEACHER:

As Moses walked closer to the bush, he heard a voice say...



[SFX 28: *God voiceover: Moses! Moses!*]

MOSES/SCOTTE:

[*Turn in wonder.*] Here I am.



[SFX 29: *God voiceover: Do not come any closer.*]

MOSES/SCOTTE:

Who are you?



[SFX 30: *God voiceover: I am God.*]

TEACHER:

Moses heard God's voice. God told Moses He wanted Moses to lead all the people who were called the Israelites to a new home. But Moses was afraid.

MOSES/SCOTTE:

Me? You want me to lead Your people to a new home? I don't think so, God.



[SFX 31: *God voiceover: I will be with you, Moses.*]

TEACHER:

Even though God promised to be with Moses, Moses still didn't think he could lead the Israelite people to their new home.

UNIT 2:
The Great Safari

MOSES/SCOTT-E:

What if the Israelites don't believe me? What if they won't follow me? What if they ask who sent me?

[SFX 32 *God voiceover: Tell them that God sent you.*]

TEACHER:

Friends, what do you think Moses did? Do you think he led the people to a new home? Or do you think he ran away from God? [*Kids respond.*] Let's find out.

MOSES/SCOTT-E:

I'm really not sure about this . . . but if You are asking me to do it, God, then I will obey You.

[*If using a lighting effect, take it out now. If using tissue paper, the Teacher removes it.*]

TEACHER:

Friends, did you hear that? Moses chose to obey God. He agreed to lead the Israelites! Let's pretend to be the Israelites and follow Moses all the way to a new home. Stand up, everyone. Now line up behind your leaders. [*Allow leaders time to get kids lined up.*]

[SFX 33: *Traveling music.*]

[*Scott-E steps out of teaching area and leads the kids in a circle around the room during the following lines.*]

TEACHER:

The people followed Moses.

MOSES/SCOTT-E:

Follow me to our new home!

TEACHER:

And the people followed Moses . . .

MOSES/SCOTT-E:

Keep following!

TEACHER:

And followed Moses . . .

MOSES/SCOTT-E:

Are you following?

TEACHER:

And followed Moses . . .


MOSES/SCOTT-E:

We're almost there!

TEACHER:

And followed Moses for a long, long time. Friends, let's sit down.

UNIT 2:
The Great Safari



[End traveling music if it's still playing. Kids and leaders return to their seats as Scott-E removes his costume.]

TEACHER:

Do you know how long it took them to get to their new home? [Kids respond.] Forty years! Moses obeyed God.

SCOTTE:

Wow, that was a good story. Moses obeyed God, and that made God happy. Amazing!

TEACHER:

It was hard for Moses to obey God, but he did, and that made God happy. Moses showed love to God by obeying Him, and we can, too. Today we're learning that **we can love [hug yourself] God by obeying [thumbs up] Him.**

Say that with me, friends. **We can love [hug yourself] God by obeying [thumbs up] Him.**
Say that in your low voices. **We can love [hug yourself] God by obeying [thumbs up] Him.**
Say that in your quiet voices. **We can love [hug yourself] God by obeying [thumbs up] Him.**
I'm so happy we can love God by obeying Him. Let's all stand up and sing!



MUSIC

Song suggestion: "I Can Obey" (Reach Up High CD)

[Invite kids to sit on the count of three.]

TEACHER:

Today we learned **we can love [hug yourself] God by obeying [thumbs up] Him.** Say that with me, friends. **We can love [hug yourself] God by obeying [thumbs up] Him.**

SCOTTE:

Hey, let's play a game to help us remember ways we can show love to God by obeying. I know a good one called King of the Safari!

TEACHER:

How do you play King of the Safari?

SCOTTE:

Hold on. [Grab crown.] This is the safari crown. We need two teams.

TEACHER:

How about the leaders versus the kids?

SCOTTE:


Romping rhinos, that's a great idea! You get the players while I set up the game.

[Teacher calls a pre-selected leader and child up to the teaching area. Scott-E arranges the game as indicated in the lesson set-up.]

TEACHER:

I have our two players! How do we play the game?

UNIT 2: The Great Safari



Lesson 5 LG 12

SCOTTE:

I'll tell you. This is our pretend swamp. The swamp is filled with man-eating alligators [*or hippos, snakes, etc.*].

[*Scott-E "wrestles" ones of the alligators.*]

TEACHER:

Those aren't man-eating alligators.

SCOTTE:

We're pretending they are for the game.

TEACHER:

Oh, right.

SCOTTE:

These leaves are the only way to get across the alligator-infested swamp to the other side. [*To volunteers.*] When you know the answer to a question, raise your hand high in the air. If you get the answer right, you get to take one step across the swamp. The first person to make it across wins! Here are the questions. [*Hand question cards (LG 12) to Teacher.*]

TEACHER:

Thanks, Scott-E. First question. Your mom has her arms full with bags of groceries. She asks you to help her carry one of the bags. How can you obey?

[*Leader allows kid volunteer to get his or her hand up first.*]

SCOTTE:

Galloping gazelles, that was quick! What's the answer, friends? [*Kids respond, "Help your mom!"*]



[SFX 34: *Trumpet fanfare.*]

SCOTTE:

Correct! Take a step across the swamp, explorer.

TEACHER:

By helping your mom when she asks, you obey! And when we obey, we show love to God. Okay, the kids lead one to zero. Next question. Your dad is talking on the telephone. You need to ask him something, but your dad asks you to wait until he's off the phone. How can you obey?

[*Leader allows kid volunteer to just barely get his or her hand up first.*]

SCOTTE:

Happy hippos, the kids are first again! How can you obey? [*Kids respond, "Wait until your dad is off the phone."*]



[SFX 35: *Trumpet fanfare.*]

UNIT 2:
**The Great
Safari**

SCOTTE:

Correct again! Take another step across the swamp, explorer.

TEACHER:

By waiting until your dad gets off the phone, you obey! And when we obey, we show love to God. Well, that makes two steps for the kids, no steps for the leaders. Next question: There are toys all over your room. Your mom asks you to pick them up and put them away. How can you obey?

[Leader tries desperately hard, but allows kid volunteer to get his or her hand up first.]

SCOTTE:

Maniacal monkeys, this is unbelievable! The kids are first again! This could win the game. What's your answer? [Kids respond, "Clean up your room!"]



[SFX 36: Trumpet fanfare.]

SCOTTE:

Take that last step, explorer! [Place the crown on the kid's head.]

TEACHER:

The kids' team is the winner. Let's have all the kids stand up and do the victory dance!



[SFX 37: Victory dance.]

[Invite kids to sit down on the count of three.]

TEACHER:

You all did a great job! That was fun. Congratulations to the new King of the Safari team: the kids! Better luck next time, leaders. Now, Scott-E, do you remember what we learned today?

SCOTTE:

Of course I do! We can love God by . . . [Scratch head.] Oh, dear me. I believe I've forgotten.

TEACHER:

Friends, let's remind Scott-E what we learned. Let's all say it on the count of three: one, two, three. **We can love [hug yourself] God by obeying [thumbs up] Him.**

SCOTTE:

Bouncing baboons, that's right! **We can love [hug yourself] God by obeying [thumbs up] Him.** Fantastic job, friends. Let's all stand up and dance, shout, and sing!



MUSIC

Song suggestion: "Dance, Shout & Sing" (*Touch the Sky* CD)

[Invite kids to sit on the count of three.]

TEACHER:

Well, Scott-E, we had a great time on safari today.

UNIT 2:
**The Great
Safari**

SCOTT-E:

And I had a great time learning about Moses and how he obeyed God.

TEACHER:

Let's pray and thank God for our day together. [Do "Open them, close them." Children will say the finger play with you and repeat each line of the prayer after you.]

Open them. [*Open hands.*] Close them. [*Close hands.*]

Open them. [*Open hands.*] Close them. [*Close hands.*]

Give a little clap. [*Clap hands.*]


Open them. [*Open hands.*] Close them. [*Close hands.*]

Open them. [*Open hands.*] Close them. [*Close hands.*]

Fold them in your lap. [*Fold hands in lap.*]

Dear God,
Thank You for the Bible Story
about Moses.
Please help us to obey.
In Jesus' Name,
Amen.

Now it's time to go to your Small Group and learn more ways you can obey.



Dismiss Children to Small Groups