

UNIT 3:

The Story Kingdom



LESSON 10:

Joshua vs. The Wall

Key Concept

God helps me.

KEY CONCEPT MOTIONS:

Each time you say the Key Concept during the lesson, use the following motions: God [point up] helps me [point thumbs to self].

Bible Summary

Joshua 5:13–6:27

In today's lesson children will learn how God helped Joshua. God asked Joshua to lead the Israelites. When Joshua and the Israelites obeyed God by marching around the city of Jericho and blowing their trumpets, the walls came tumbling down. God was on Joshua and the Israelites' side.

Bible Verse

"I will strengthen you and help you."
Isaiah 41:10b

Objectives

KNOW WHAT:

Children will hear how God helped Joshua and the Israelites.

SO WHAT:

Children will learn that God will help them.

NOW WHAT:

Children will participate in an activity to identify times when they need to obey and remember that God will help them.

Spiritual Formation

Obedience/Trust

People Needed

Teacher, Helper

Supplies

(Labeled visuals below can be found in the Lesson 10 Visual folder on the Fall Quarter CDs.)

- CD player
- Music for singing
- Sound Effects #2 CD (optional)
- Male puppet with a crown and cape as used in Lesson 9
- Royal box and table with tablecloth as used in Lesson 9
- *The Beginner's Bible* with Bible story portion of the lesson (pages 4–7) taped into it
- Robe (for you to wear)
- 3 Royal game cards (*Lesson 10 LG 2—Lesson 10 LG 4*)
- 5 or 6 large packing boxes
- Yellow puzzle pieces in plastic bag (*Lesson 10 SG 12*)
- Orange puzzle pieces in plastic bag (*Lesson 10 SG 13*)
- Crayons
- For each child:
 - Key Concept sticker (*Lesson 10 SG 14*)
 - Two-sided take-home coloring sheet (*Lesson 10 SG 15 and Lesson 10 SG 16*)
 - Snack

Activity Stations

(20 MINUTES)

Choose which Activity Stations you will use from the list included in the Upfront Teaching Information.

Creative Bible Teaching



(15 MINUTES)

[Play upbeat music as children transition to the teaching area. Invite kids to sit down. Throughout the teaching time, Teacher moves the mouth of the King Henry puppet and talks for the King in a “kingly” voice. Puppet starts under the table.]

TEACHER:

Hello friends, my name is _____. Today we are going to have a great time with a special visitor: King Henry from the Story Kingdom. Every time King Henry visits us, we get to hear a Bible story! And we’re also going to sing songs and play some games. Stomp your feet if you are ready for a fun day! [Along with kids, stomp your feet.]



[SFX 35: Royal music.]

TEACHER:

Did you hear that? That sound means we have a special visitor. I’ll get him. [Reach under table and put puppet on your hand. Then hold him up for the kids to see.] Friends, look who is here. It’s King Henry.

KING:

Well, hello there, friends! I’m King Henry from the Story Kingdom.

TEACHER:

Can you say “hi” to King Henry?

KING:

[Nod as kids say “hi.”]

TEACHER:

Because King Henry is from the Story Kingdom, he always has fun things for us to use to tell the Bible story. [Nod puppet’s head, then speak to him.] What story are we going to hear today?

KING:

Today we will hear the story of Joshua and the great big wall. We are going to learn that God helps us. And one way God helps us is when we have to obey. Friends, think of a time when you obeyed at home. What did you do to obey?



UNIT 3:
**The Story
Kingdom**



[Ask children to raise their hands and share times they obeyed. If they need help getting started, ask questions to help them remember times when they shared their toys or cleaned their room or turned off the TV when mom or dad asked.]

KING:

Good job obeying! I can tell today is going to be a happy day. Just clap your hands two times and the music shall begin!

[Kids clap their hands twice and the song begins. Take King Henry off your hand and put him down while you sing.]



MUSIC

Song suggestion: “The Happy Dance”

TEACHER:

Good singing, friends. On the count of three, have a seat. One, two, three, and sit. Today we are going to hear a Bible story and learn that **God [point up] helps me [point thumbs to self]**. Say that with me. **God [point up] helps me [point thumbs to self]**.

[Place King back on your hand.] King Henry, we love Bible stories—don’t we, friends? [Yes!] Raise your hands high in the air and wave them back and forth like this [raise your arms and wave them back and forth] if you love hearing stories! [Along with kids, raise your arms and wave them back and forth.]

KING:

I’m so glad you love Bible stories. I have some special things in my royal box, just for you.

TEACHER:

Thank you, King Henry! This is going to be so much fun!

KING:

You can tell the Bible story and I’ll come back and visit when you’re done.

[Invite kids to say “good-bye” to King Henry. Place puppet under the table, then excitedly open the box without showing kids the things inside.]

TEACHER:

Whoa! King Henry has some cool things in here. [Show the Bible.] What book is this, friends? [Bible.] We can use this to tell the Bible story. And just wait until you see all the other fun things we’ll use for the Bible story.

[Open royal box and take out the robe.] Wow! We can use this for our Bible story today. I can put this on and pretend to be a man named Joshua.

I think we’re ready to tell our story. So let’s click on our listening ears. Click! Click! [Tug on each earlobe.] And let’s put on our special eyes. Shookum! Shookum! [Hold hands to eyes, one at a time, shaping glasses.] Good job!

[Open Bible.] Today’s story is about a man named Joshua. That’s me. Let’s say Joshua. Joshua. Joshua was the leader of a lot of people. All the people who followed Joshua were called Israelites.

UNIT 3:
**The Story
Kingdom**

God asked Joshua and the Israelites to go to a place that had a very big wall. It was the biggest wall anyone had ever seen. Kind of like this wall, but much bigger.

[Go to the “wall” of stacked boxes and look up as if it extends way past the ceiling.]

Joshua and the Israelites were wondering how they were going to get into the place God asked them to go, because the big wall was in the way. They needed help! Friends, who do you think helped Joshua and the Israelites? [God.] God helped Joshua and the Israelites.

God told Joshua and the Israelites to march around the wall one time every day for seven days. Let’s all count to seven together. Ready? [Hold up fingers while counting.] One, two, three, four, five, six, seven. Seven days.

Joshua and the Israelites obeyed God and marched around the city one time every day for [hold up seven fingers] seven days. Let’s pretend this is the wall that Joshua and the Israelites marched around.

[March in a circle around the stacked boxes. As you tell this part of the story, hold up the number of fingers that matches the day: one finger for day one, two fingers for day two, and so on.]

Friends, stand up and let’s pretend to march like Joshua and the Israelites.



[SFX 36: Rooster crowing.]

TEACHER:

Day one! [Say in a rhythm.] Let’s march, march, march, march, march around the wall. [March around the stacked boxes as kids march in place.]



[SFX 37: Night sounds.]

TEACHER:

Nighttime, time to rest. [Along with kids, pretend to sleep.]



[SFX 38: Rooster crowing.]

TEACHER:

Wake up! Day two! [Say in a rhythm.] Let’s march, march, march, march, march around the wall. [March around the stacked boxes as kids march in place.]



[SFX 39: Night sounds.]

TEACHER:

Nighttime, time to rest. [Along with kids, pretend to sleep.]



[SFX 40: Rooster crowing.]

TEACHER:

Day three! [Say in a rhythm.] Let’s march, march, march, march, march around the wall. [March around the stacked boxes as kids march in place.]



UNIT 3:
**The Story
Kingdom**



[SFX 41: *Night sounds.*]

TEACHER:

Nighttime, time to rest. [*Along with kids, pretend to sleep.*]



[SFX 42: *Rooster crowing.*]

TEACHER:

Day four! [*Say in a rhythm.*] Let's march, march, march, march, march around the wall. [*March around the stacked boxes as kids march in place.*]



[SFX 43: *Night sounds.*]

TEACHER:

Nighttime, time to rest. [*Along with kids, pretend to sleep.*]



[SFX 44: *Rooster crowing.*]

TEACHER:

Day five! [*Say in a rhythm.*] Let's march, march, march, march, march around the wall. [*March around the stacked boxes as kids march in place.*]



[SFX 45: *Night sounds.*]

TEACHER:

Nighttime, time to rest. [*Along with kids, pretend to sleep.*]



[SFX 46: *Rooster crowing.*]

TEACHER:

Day six! [*Say in a rhythm.*] Let's march, march, march, march, march around the wall. [*March around the stacked boxes as kids march in place.*]



[SFX 47: *Night sounds.*]

TEACHER:


Nighttime, time to rest. [*Along with kids, pretend to sleep.*]



[SFX 48: *Rooster crowing.*]

TEACHER:

Day seven! God was still helping Joshua and the Israelites. God told Joshua and the Israelites to march around the wall seven more times. Do you think Joshua and the Israelites obeyed God? [*Yes.*] You're right! Joshua and the Israelites obeyed God again. They marched around the wall seven more times. Let's count together. [*Hold up fingers and count as you walk around the wall.*] One . . . two . . . three . . . four . . . five . . . six . . . seven. When they were finished, God helped them some more. He told them to blow their trumpets and shout. [*Use your hand to make a pretend trumpet and blow as sound effect plays.*]



UNIT 3:
**The Story
Kingdom**



[SFX 49: Trumpet fanfare.]

TEACHER:

Let's pretend to blow our trumpets just like Joshua did. [*Along with kids, blow "trumpets" as sound effect plays.*]



[SFX 50: Trumpet fanfare.]

TEACHER:

Then Joshua and the Israelites shouted at the wall, just like God told them to. Let's pretend to shout. Aaaaaaaaaah! Aaaaaaaaaah! And stop. Joshua and the Israelites obeyed God, and then something amazing happened. [*Push wall down.*] Friends, what do you think happened to the wall? [*It fell down.*] That's right! The wall fell down. Joshua and the Israelites obeyed God. God helped them by making the wall fall down.

God helps us. We can obey. **God [point up] helps me [point thumbs to self].** Those are our special words today. Let's say that together. **God [point up] helps me [point thumbs to self].** Now let's say it in our quiet voices. **God [point up] helps me [point thumbs to self].** Good job!

Let's remember that we can obey because God helps us. Let's stand and sing, "I Can Obey."



MUSIC

Song suggestion: "I Can Obey"

[*Invite children to sit down on the count of three.*]



[SFX 53: Royal music.]

TEACHER:

Did you hear that? Who is coming to visit us again? [*King Henry!*]

[*Reach under the table, put on puppet, and bring him back out.*] King Henry, that Bible story was fun. Friends, let's tell King Henry what we learned today. **God [point up] helps me [point thumbs to self].**

KING:

Fantastic job, friends! Are you ready for some more fun?

TEACHER:

Yes! Is there more?

KING:

When you look in the royal box you will see.

TEACHER:

[*Keep the puppet on your hand as you open the box. Have the puppet look in the box with you. Take out the royal game cards.*] I found some game cards. What are these, King Henry?

KING:

I'm going to show you some pictures. When I talk about the picture, if you think it's a way



UNIT 3:

The Story Kingdom



Lesson 10 LG 2



Lesson 10 LG 3



Lesson 10 LG 4

to obey, give me a “thumbs up” like this. [*Teacher demonstrates “thumbs up” for kids.*] If you think it’s not obeying, then cross your arms like this [*cross arms*], shake your head “no” like this [*shake head “no”*], and say, “no.” Let’s look at the first picture.

[*Show picture of child with plate.*]

KING:

Your daddy asks you to put away your dinner plate. You listen and do what your daddy says. Is that obeying? [*Kids give thumbs up.*] You’re right! That is obeying. Who can help you obey? [*God.*] **God [point up] helps me [point thumbs to self].** Let’s say our special words together. **God [point up] helps me [point thumbs to self].** Here is our next picture.

[*Show picture of child playing with toys.*]

KING:

Your mommy asks you to put away your toys. You say, “No, I don’t want to.” Are you obeying? [*Kids cross arms, shake head, and say, “no.”*] That’s not the way to obey. One more picture.

[*Show picture of child playing computer game.*]

KING:

You are playing a game when your grandma tells you it’s time for bed. You stop playing the game and go to bed. Are you obeying? [*Kids give a thumbs up.*] Yes! You obeyed by going to bed. Who can help you obey? [*God.*] **God [point up] helps me [point thumbs to self].** Let’s say our special words. **God [point up] helps me [point thumbs to self].**

TEACHER:

Wow! You guys did a great job!! Thank you, King Henry, for all your fun things! Let’s all say “good-bye” to King Henry. [*Kids wave good-bye. Put puppet under the table.*]

We learned that God helps us! God can do anything! Let’s all stand and sing a song to God!



MUSIC

Song suggestion: “God Can Do Anything”

Life Application Activity

(10 MINUTES)


TEACHER:

Nice singing! Now touch your head, touch your toes, touch your tummy, and sit down. We are having such a good time, let’s play one more game.

To help us remember how Joshua obeyed, I have two puzzles for us to put together. [*Show children the two puzzles.*] Each puzzle has five pieces. The yellow puzzle is a picture of Joshua and the Israelites marching around the wall. The orange puzzle is a picture of the wall falling down as Joshua and the Israelites yell and blow their trumpets. Let’s put these puzzles together to help us remember the Bible story we learned today.

UNIT 3:

The Story Kingdom




Lesson 10 SG 12



Lesson 10 SG 13



Lesson 10 SG 14



Lesson 10 SG 15

[Give five children one piece of the yellow puzzle.] Let's put the puzzle together in the middle of the circle for everyone to see. [When the puzzle is complete, ask the children the following questions.] What do you see? [Joshua and the Israelites marching around the wall.] How did Joshua and the Israelites obey? [They marched around the wall.] Good job!

[Collect and place the yellow puzzle pieces in the bag. Give five different children one piece of the orange puzzle.]

Let's put this puzzle together in the middle of the circle for everyone to see. [When the puzzle is complete, ask the children the following questions.] What do you see? [The wall falling down as Joshua and the Israelites yell and blow their trumpets.] How did Joshua and the Israelites obey? [They yelled and blew their trumpets.] Nice job!

[Collect and place the orange puzzle pieces in the bag.]

Joshua obeyed God, and God helped Joshua. Today we learned **God [point up] helps me [point thumbs to self]**. Let's pray to God and thank Him for what we learned. When we want to talk to God, we can pray. [Lead the children in the following finger play.]

Open them. [Open hands.] Close them. [Close hands.]
Open them. [Open hands.] Close them. [Close hands.]
Give a little clap. [Clap hands.]
Open them. [Open hands.] Close them. [Close hands.]
Open them. [Open hands.] Close them. [Close hands.]
Fold them in your lap. [Fold hands in lap.]

[Invite the children to repeat after you as you pray.]

Dear God,
Thank You
for helping me obey.
Thank You for our snack.
In Jesus' Name,
Amen.

Snack and Coloring Activity

(15 MINUTES)

This is the time for you and the children to build community. A great way to let the kids know you care about them as individuals is to ask them questions about themselves.

GIVE each child a snack to eat.

GIVE each child a Key Concept sticker to put on their shirt while they are eating their snack.

TELL kids: God helps us.

GIVE each child a coloring sheet to color while they wait to be picked up.

ASK each child a question or two about themselves:

- Are you going to obey your mom and dad this week? How will you obey?
- Do you think you can pray to God and ask Him to help you obey?