

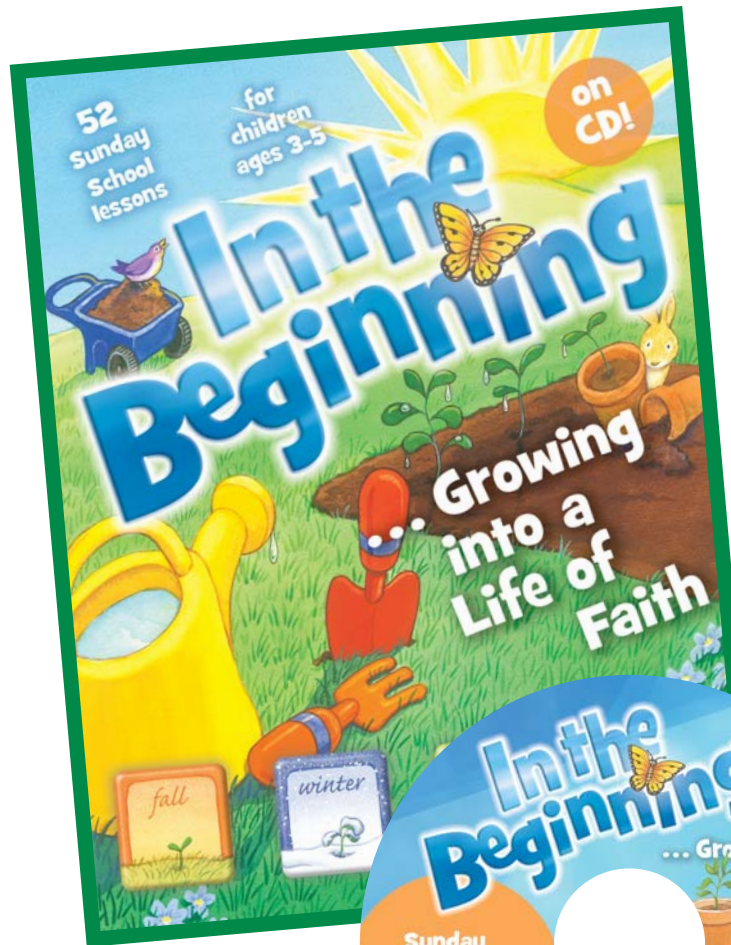
Early Childhood Curriculum



Welcome to "In the Beginning..."

early childhood curriculum on CD-ROM. Everything you will need, from lesson materials to take-home sheets and art-work is available in this kit. *Please read this document before proceeding to the lesson folders on the CD.*

SUNDAY SCHOOL FORMAT CD-ROM Kit Overview



On this CD-ROM,

you will find creative, biblically-based Sunday School lessons adapted directly from the Large Group/Small Group format lessons available on the other curriculum CD-ROMS in this quarter. These lessons maintain the age-targeted, creative teaching techniques of the Large Group/Small Group format while streamlining the material so it can be taught by a single Teacher and a junior high Helper in a

small classroom setting. Remember that these lessons can easily be emailed to other teachers, helpers, or anyone else who needs to see the material.

Early Childhood Curriculum



The Sunday School CD

Following is a description of the materials you will find on this Sunday School CD:

TEACHER'S NOTES

This document provides an overview of the curriculum and all the information needed to implement it.

ACTIVITY STATIONS

These documents provide an overview of Activity Stations, how to implement them, and a suggested list of Activity Stations to rotate in your room each week. In addition, you will find a comprehensive list of supplies for Art Activity Stations and pages to copy for children to use during the suggested Art Activity Stations.

LESSONS

This folder contains the Unit Overview for each unit in the quarter. It also contains an individual document for each lesson in the quarter.

VISUALS

This folder contains all the visuals, artwork, and individual child materials you will need each week during the quarter. You will find two files in each lesson folder: one for the Creative Bible Teaching time and one for Life Application visuals. Each individual page in the file is labeled in the lower left-hand corner according to the lesson number, its use during the lesson, and an additional identifying number.


Please note that the abbreviations in the visual label refer to the Large Group/ Small Group format: Large Group (LG) visuals will be used during the Creative

Bible Teaching time. Small Group (SG) visuals will be used during the Life Application time. *You will not use visuals for Kid Connection (KC).*

For instance, a page labeled Lesson 5 LG 2 is a specific art piece that will be used in Lesson 5 during the Creative Bible Teaching time.

When printing visuals, make sure that your print settings are set to “none” for “page scaling” and that “auto-rotate and center” is NOT checked. See next page for more detailed printing instructions.

Please note that if you do not wish to print out every page in the file, you must intentionally select the individual pages you wish to print. Check the supply list for each lesson to verify which pieces you will need to use.

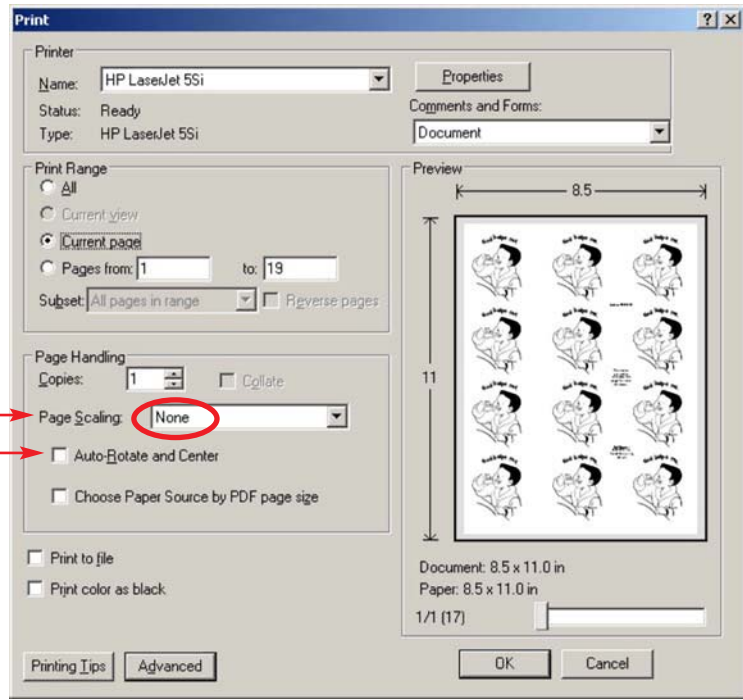


Early Childhood Curriculum



Printing the Visuals with a PC

This is what the print dialogue box in Adobe Acrobat Reader will look like on a computer using a Windows operating system.

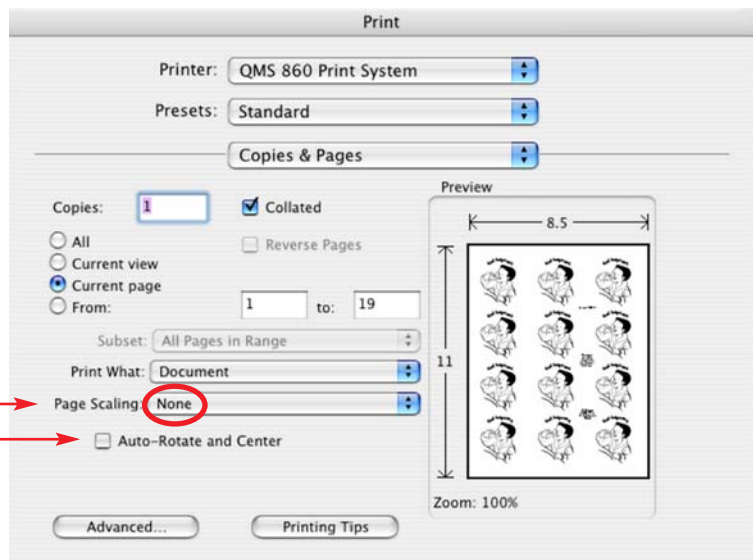


NOTE:
Page Scaling is set to "None"

Auto-Rotate and Center is "unchecked"

Printing the Visuals with a Mac

This is what the print dialogue box in Adobe Acrobat Reader will look like on a computer using a Macintosh operating system.



NOTE:
Page Scaling is set to "None"

Auto-Rotate and Center is "unchecked"

Early Childhood Curriculum

The 3 Large Group/ Small Group CD-ROMs are identical.



The remaining three curriculum CD-ROMs in this kit are **identical** to each other and contain lessons in the Large Group/Small Group format. You may wish to refer to them for further creative presentation techniques or to discover how sound effects and visuals included on this CD-ROM but not written into the Sunday School adaptation lessons are used.



The last two CDs provide sound effects for the Sunday School lessons. (During the Winter Quarter, one of these CDs contains Christmas music.) Each track corresponds to a numbered sound effect in the lesson scripts. *Please note that not every sound effect on the CDs will be used in the Sunday School lessons. For instance, SFX 5 may be followed by SFX 8. Simply skip ahead after playing track 5 on the CD and cue up track 8.*

The sound effect CDs will make your Sunday School lessons come to life!



Additional Music CDs

All additional music for the lessons is available on two CDs: *Reach Up High* and *Touch the Sky*, which may be purchased individually through the Willow Creek Association.